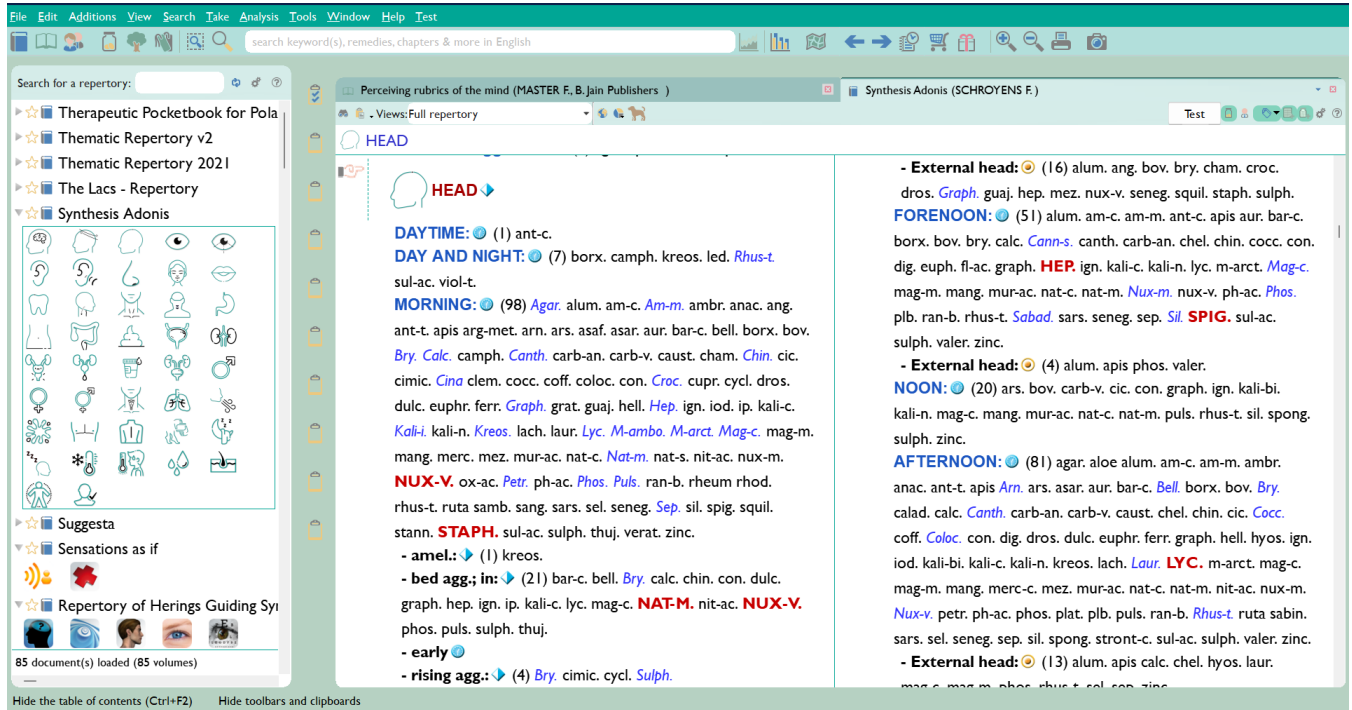


What's new in RadarOpus v3.3

New implementations and improvements of version 3.3 as compared to 3.2

RadarOpus **3.3** will be delivered as a **Live Update** over 3.2



SUMMARY

RadarOpus v3.3 is divided into two parts, as follows:

PAYABLE – CREATE AND ANALYZE BUNDLE (requires silver, gold or diamond engine)

FREE – NEW FEATURES, IMPROVEMENTS AND FIXES

NEW PAYABLE MODULES

- **MASTER SCORE ANALYSIS** – analyse your cases the same way as Dr. Farokh Master!
- **LEXICON** – edit your own dictionary of terminology.



Master Score Analysis

OVERVIEW

PREMIUM FEATURES – CREATE AND ANALYSE BUNDLE

- **New – Create Personal Materia Medica**
 - New editing tools allow you to create your own Materia Medica derived from personal clinical experience, seminar notes, compilation of existing material in RadarOpus or from various books and online sources.
 - Create Materia Medica for any existing remedy from the 8448 in our database!
 - Add chapters within each Remedy Portrait, e.g. MIND, GENERALS, PARTICULARS.
 - Add images and adjust formatting with bold, italics and underlines.
 - The program reindexes as soon as you finish editing, so that the text is discoverable via the search tool straight away!

- **New – Create Personal Repertory**
 - In addition to the Synthesis Adonis Personal Chapter, you can now create your own repertory from scratch!
 - Easily add new symptoms, cross references, synonyms, remedies, families, notes and weblinks. *In any language!*
 - Perfect for creating your own clinical repertory - e.g. with an alphabetical structure.

- **New - Create Custom Symptom Templates (Patient File)**
 - Create your own Symptom Template to work in conjunction with the Patient File.
 - Add your most frequently used rubrics from any repertories to the template.
 - Analyse your case with these symptoms automatically without having to open the repertory and search for the symptom – a great time saver!
 - Create your own checklists for the patient – e.g. Polar modalities from Boenninghausen's Pocketbook, Mental Qualities from Q Rep, Organ affinities from Stoteler, Ailments from in Adonis. The possibilities are limited only by your imagination.
 - *Expert tip* – if you already made some Bookmarks on your frequently-used repertory symptoms, then you could add these to your Symptom template!

- **New - Analyse with the Master Score (new Analysis strategy)**
 - Dr. Farokh Master has created an Analysis strategy which weights your analysis based on an approval rating of each author.
 - Reliable sources are given higher approval and accorded a stronger weighting in the Analysis compared to a less-confirmed source.
 - *This allows you to analyse your case in a very similar way to Dr. Master!*

- **New - Analyse by comparing 3 remedies side-by-side in a graph**
 - This tool allows you to extract up to 3 remedies for side-by-side comparison.
 - Extract a graph displaying the total number of symptoms of each remedy from the different chapters of any repertory.

- This allows for a detailed study and comparison of the *sphere of action* of each of the 3 remedies that you may be considering as a prescription.
- **New - Analyse with multiple strategies in one interface**
 - The Analysis screen can now show all the different strategies in one window!
 - This saves time, as you don't have to flick back and forth between e.g. 'Sum of Symptoms (sorted by degrees)' to 'Small remedies' or 'Prominence'. With this new module, you can view them all at a glance.

FREE NEW FEATURES

- **New - Choose your Favorite Repertories and Materia Medica**
 - R-click any Repertory or Materia Medica and choose 'Add favorite' – the item is starred and the option to move it to the top of the Table of contents (TOC) is given.
- **New - Add linked symptoms from Concepts repertories straight to the clipboard**
 - In Concepts repertories, there are links to symptoms in Synthesis Adonis.
 - You can take any number of those linked symptoms to a clipboard with a few mouse clicks.
 - *Expert tip* - Very useful when looking up pathologies and the list of common symptoms (to know which ones are less useful in individualizing the case).
- **New - Optional password protection**
 - Password protection remains a prerequisite for medical and professional Homeopaths saving patient information due to GDPR and HIPAA regulations.
 - For part-time Homeopaths, or those not storing patients in the program, there is now an option to remove the password protection from RadarOpus.
- **New - Graphical revision with new icons and layout options, accessed via main options menu**
 - Additional customization options have been added, including a choice of 3 different sets of icons (default, classic, office), and an alternative skin to freshen up the look of the program.
 - Your chosen font and font size is now used throughout the program making it easier to read menus, tab titles and search queries.
 - You can now add/ remove icon titles in the Main Toolbar.
 - *Expert tip* - You can enlarge the search field in the Main Toolbar for easier access to quick searching.
- **New – List of Authors and documents**
 - Click VIEW – List of authors and documents – to see a full bibliographical listing of the references used in the program

IMPROVEMENTS

- *Improved* - The first 6 icons of the Main Toolbar now act as toggle switches.
 - One click opens the TOC (table of contents). A second click closes the TOC.
- *Improved* - Prescriptions and Pathologies section of the Patient File have been overhauled.
 - A new Notes field was added for specifying number of drops, how many succussions, or other instructions.
- *Improved* – Added the Graphic Analysis Tool to the Main Toolbar for easier access.
- *Improved* – RadarOpus no longer needs to be restarted for a font change to be implemented.
- *Improved* – Changed the RED color to YELLOW in the Family Finder Module.

The screenshot displays the RadarOpus 3.3 interface with three main sections: 1. SEARCH, 2. FAMILIES/REMEDIES, and 3. NAVIGATE. The search results for 'lamiaceae (ap2)' are highlighted in yellow. The taxonomic tree on the right shows the hierarchy from Kingdoms and families down to the Lamiaceae family.

Words	Family	Remedy	Entries covered (family members) 2D or 3D	Tree	Family members	Map
fun			malus-d. - malus domestica 2/12	Kingdoms and families (version 2)		
excitement			oryz-s. - oryza sativa 2/12	Plants APG2		
caring			sabal - sabal serrulata 2/12	Spermatopsida (extant seed plants)		
affectionate			stict. - sticta pulmonaria 2/12	Angiosperms (Magnoliophyta; flowering plants)		
adventures			talp-eu-p. - talpae europeus pel 2/12	eudicots		
feeling			thal-met. - thallium metallicum 2/12	Core Eudicots		
shouting			vanil. - vanilla planifolia 2/12	Asterids		
shrieking			3d* - third dimension 1/12	asterid 1		
screaming			gink-b. - ginkgo biloba 1/12	Lamiales		
overwhelming			lamiaceae (ap2) 1/12 (40)	Lamiaceae		
enjoy			ag-ag. - agar agar 1/12			
exhausted			asa. - asa foetida 1/12			
			bivalvia 1/12 (6)			
			bothrio-l. - bothriocephalus latus 1/12			
			cand-al. - candida albicans 1/12			
			carvonhvttales (ans2) 1/12 (47)			

Experience, Theme, Context or Expression of "lamiaceae (ap2)"

sensual enjoyment

Contact Anne Vervarcke: write a [Mail](#) or access to her [Web site](#)

- *Improved* – Changed the icon for Bookmarks to help distinguish this from the stars now used to denote favorite repertories or Materia medica.
- *Improved* – Closing the patient file automatically clears all the clipboards of that patient.
- *Improved* – ctrl-s or ctrl-r (to save or recall an analysis) works also when the Search window is active. Note – the shortcut on Mac is cmd-s or cmd-r.
- *Improved* – User configuration settings are now stored and recalled in the Backup/ Restore process.

FIXES

- *Fixed* – Merge and Recall problem fixed. Previously, when you tried to merge and recall an exported/imported case, it would overwrite the existing clipboards.
- *Fixed* - Symptom notes can now be viewed also in Silver engines
- *Fixed* – Resolution problem which created very small text on some Windows computers
- *Fixed* – In languages other than English, you can search for an author name with or without accents

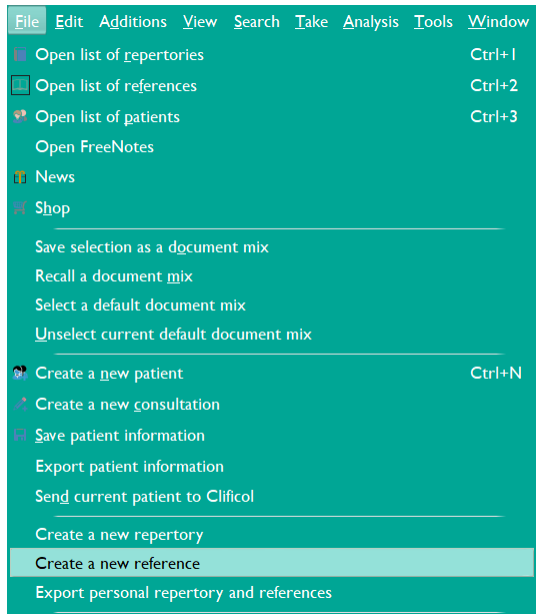
FULL DESCRIPTIONS OF THE NEW FEATURES

Payable - Create and Analyze Bundle

CREATE PERSONAL MATERIA MEDICA

- Available in Silver, Gold and Diamond engines.
- New editing tools allow you to create your own Materia Medica derived from personal clinical experience, seminar notes, compilation of existing material in RadarOpus or from various books and online sources.
 - Create Materia Medica for any existing remedy from the 8448 in our database!
 - Add chapters within each Remedy Portrait, e.g. MIND, GENERALS, PARTICULARS.
 - Add images and adjust formatting with bold, italics and underline.
 - *Expert tip* - The program reindexes as soon as you finish editing, so that the text is discoverable via the search tool straight away!

- Instructions for use
 - Click FILE in the main MENU, then click on **Create a new reference**

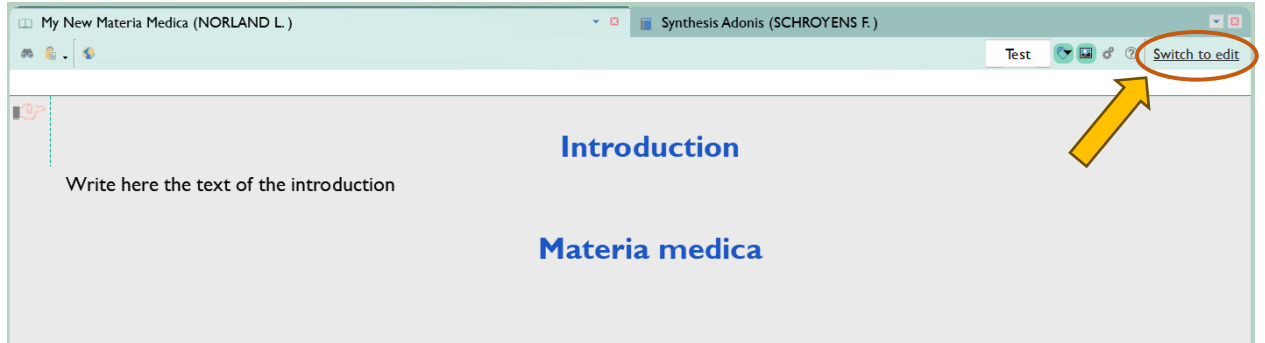


- Name your Materia Medica and click on SAVE

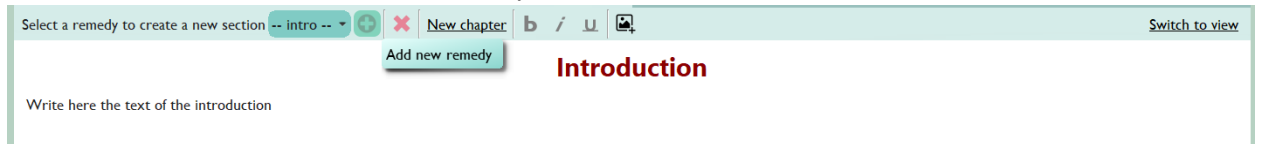
 A screenshot of the 'Create a new reference' dialog box. The dialog has a title bar with a question mark and a close button. It contains several input fields: 'Title' with the text 'My New Materia Medica', 'Author first name' with 'Luke', 'Author last name' with 'Norland', and 'Abbreviation' with 'I12010d'. There is also a 'Language' dropdown menu set to 'English'. At the bottom right, there are 'Help' and 'Save' buttons.

WHAT'S NEW IN RADAROPUS 3.3

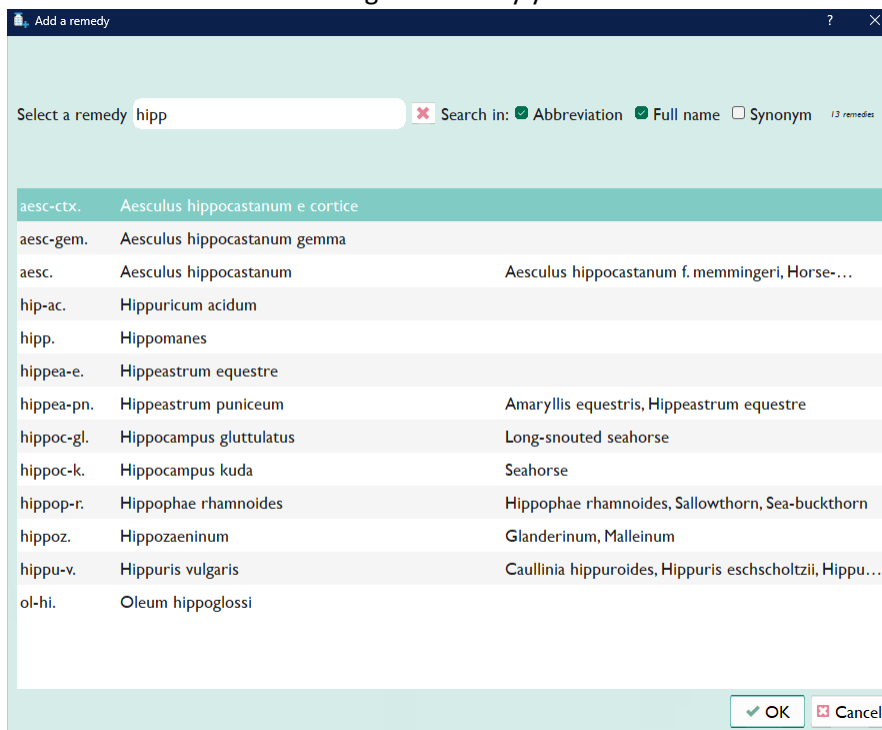
- The blank reference is created, ready for editing.
- Click on *Switch to edit* to begin creating your Materia Medica.



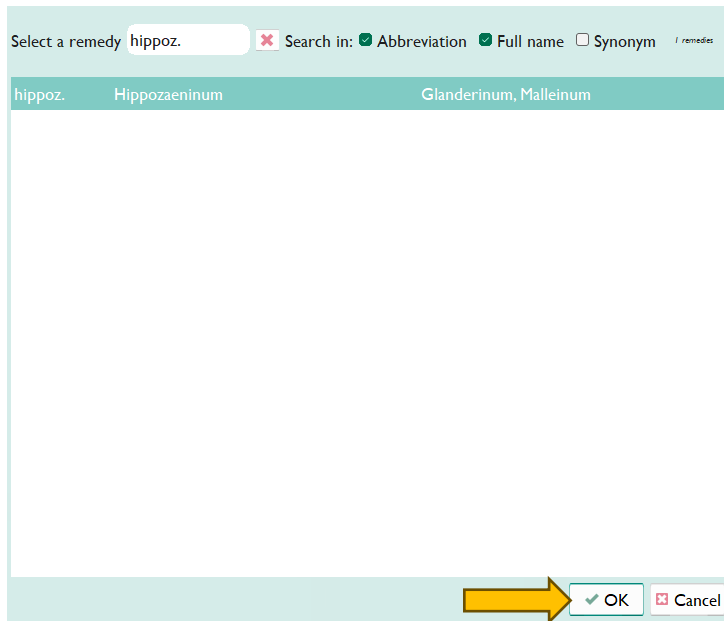
- Click on the **PLUS** icon to *Add a new remedy*



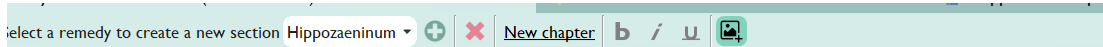
- Start typing the remedy abbreviation to filter the list of remedies. Write the full name or abbreviation for ease in finding the remedy you would like to create Materia Medica for.



- Click OK



- Add a new chapter and begin composing your Materia Medica
- The buttons along the top provide functionality to add chapters, images and change the formatting.



Hippozaeninum

Rubrics

From Boericke's repertory

BOERICKE O., Repertory (bro 1) - 27 result(s)

- bro 1 - NOSE - External nose - Inflammation: (1) hippoz. + (21)
- bro 1 - NOSE - Coryza - Inflammation - chronic catarrhal: (1) Hippoz. + (39)
- bro 1 - NOSE - Ozaena - Odor: (1) hippoz. + (39)
- bro 1 - NOSE - Ulceration of septum: (1) hippoz. + (13)
- bro 1 - THROAT - Pharynx - Papules: (1) hippoz. + (1)
- bro 1 - THROAT - Pharynx - Ulceration - Syphilitic: (1) hippoz. + (15)
- bro 1 - MALE SEXUAL SYSTEM - Syphilis - Remedies in general: (1) hippoz. + (73)
- bro 1 - LOCOMOTOR SYSTEM - Upper extremities - Nodules: (1) hippoz.
- bro 1 - LOCOMOTOR SYSTEM - Hips - Morbus coxarius diseases of: (1) hippoz. + (30)
- bro 1 - RESPIRATORY SYSTEM - Tuberculosis: (1) hippoz. + (103)
- bro 1 - RESPIRATORY SYSTEM - Respiration - Irregular: (1) hippoz. + (9)
- bro 1 - RESPIRATORY SYSTEM - Respiration - Rapid, short, superficial: (1) hippoz. + (34)
- bro 1 - RESPIRATORY SYSTEM - Respiration - Stertorous: (1) hippoz. + (24)
- bro 1 - SKIN - Actinomycosis: (1) hippoz. + (3)
- bro 1 - SKIN - Anthrax, carbuncle, malignant pustule: (1) hippoz. + (32)
- bro 1 - SKIN - Decubitus: (1) hippoz. + (17)

WHAT'S NEW IN RADAROPUS 3.3

- When finished, click on **Switch to view** in the top right corner.
- You will see the new Materia Medica, including it's entry in the TOC

Search for a reference: my new

My New Materia Medica (NORLAND L.)

Materia medica
Hippozaeninum

Rubrics
From Boericke's repertory

BOERICKE O., Repertory (bro I) - 27 result(s)

- bro I - NOSE - External nose - Inflammation: (1) hippoz. + (21)
- bro I - NOSE - Coryza - Inflammation - chronic catarrhal: (1) Hippoz. + (39)
- bro I - NOSE - Ozaena - Odor: (1) hippoz. + (39)
- bro I - NOSE - Ulceration of septum: (1) hippoz. + (13)
- bro I - THROAT - Pharynx - Papules: (1) hippoz. + (1)
- bro I - THROAT - Pharynx - Ulceration - Syphilitic: (1) hippoz. + (15)
- bro I - MALE SEXUAL SYSTEM - Syphilis - Remedies in general: (1) hippoz. + (73)
- bro I - LOCOMOTOR SYSTEM - Upper extremities - Nodules: (1) hippoz.
- bro I - LOCOMOTOR SYSTEM - Hips - Morbus coxarius diseases of: (1) hippoz. + (30)
- bro I - RESPIRATORY SYSTEM - Tuberculosis: (1) hippoz. + (103)

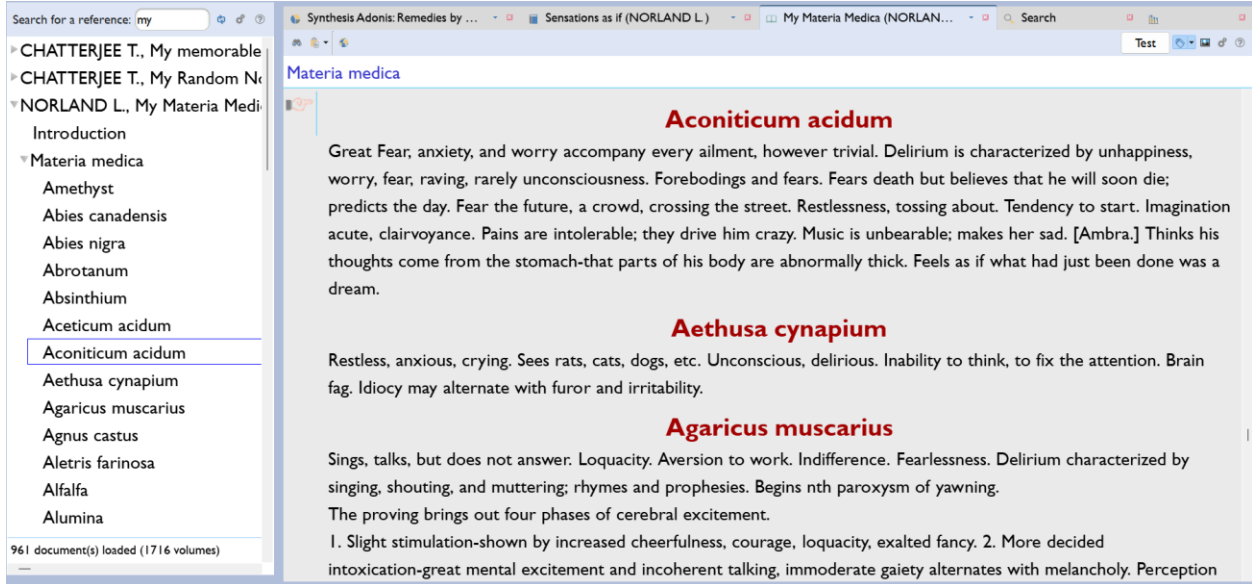
- Clicking on the Binoculars also opens the Navigation tool – useful after you've added many remedies to the Materia Medica
- *More examples are provided below:*

961 document(s) loaded (1716 volumes)

Materia medica
Argon

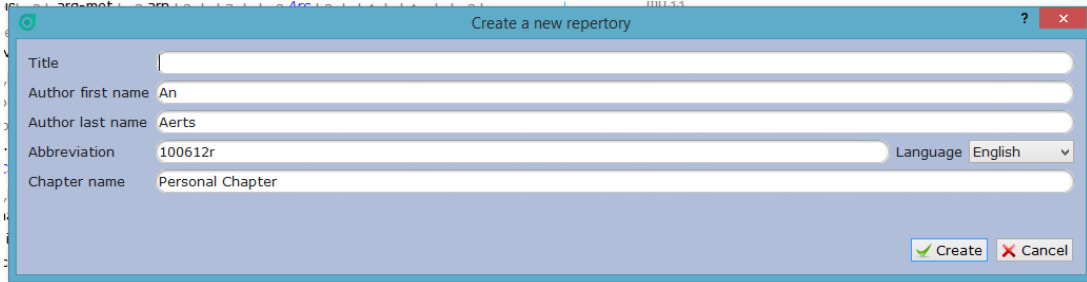
SENSATIONS OF

- inner trembling
- confusion and a jittery feeling in the solar plexus
- weight on eyebrows
- being trapped
- being pulled back
- mist or screen between me and what I want to reach
- warm water running from right ear
- warm water running out
- glowing heat in my left thigh
- tingling and cramps in both thighs and calves
- tingling and almost humming sensation in forearms and hands
- trembling inside
- lungs opening up
- a slight lump in the back of the throat
- phlegm at the back of my throat



CREATE PERSONAL REPERTORY

- Available in Silver, Gold and Diamond engines.
- Now, in addition to the Synthesis Adonis Personal Chapter, you can create your own repertory from scratch!
 - Easily add new symptoms, cross references, synonyms, remedies, families, notes and weblinks. *In any language!*
 - *Expert tip* - Perfect for creating your own clinical repertory - e.g. with an alphabetical structure.
- Instructions for use
 - Click FILE in the main MENU, then click on **Create a new repertory**.
 - Name your repertory and chapter, then click OK.



- See examples on the next page:

WHAT'S NEW IN RADAROPUS 3.3

The screenshot displays the RadarOpus 3.3 interface. The main window shows a personal chapter titled "PERSONAL CHAPTER - Clinical tips* - Angina Pectoris; in*". The content includes sections for "Clinical tips", "Modalities", "Notes", and "Pathologies". A dialog box titled "Add symptom level" is open, showing a tree view of the chapter structure with "Milk, fermented; intolerance/ sensitivity to" selected. The dialog provides instructions on how to format the symptom level text and includes a "Checked" button.

The second screenshot shows the "PERSONAL CHAPTER - Pathologies*" window. A tooltip is visible over the "Sensations as if" section, displaying the following information:

- Title : Sensations as if
- Author : NORLAND Luke
- Book abbreviation : I12010r

The main content of the "Pathologies" section includes:

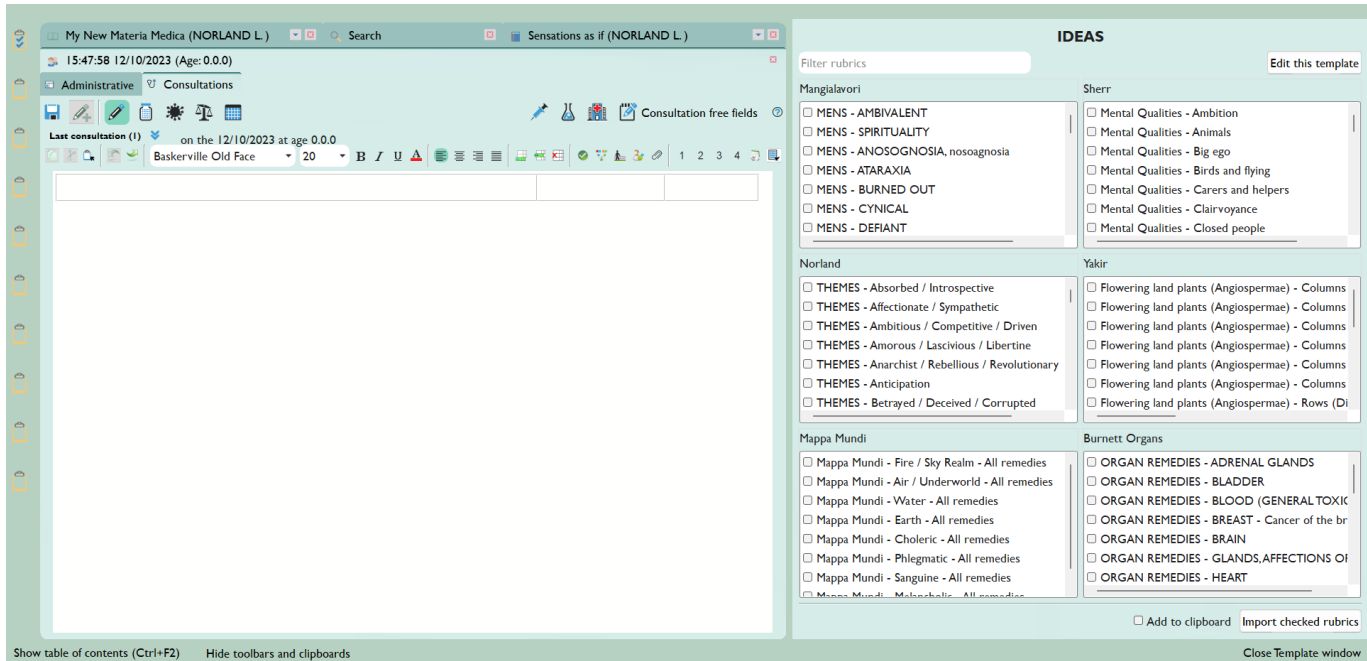
- ball rose from umbilical region, and spread a cool air over the vertex and occiput: (I) acon.N_{al}
- contents of the stomach were in a state of ferment, with horrible tormenting agony: (I) acet-ac.N_{al}
- eyes were much swollen(5h.): (I) acon.N_{al}
- hairs stood on end, with increased sensitiveness of them: (I) Acon.N
- nail were driven into the head when moving it: (I) acon-I.N
- numerous glowing hot wires were stuck into him; relieved by the perspiration (in four to six hours): (I) acon-f.N
- Pressure on upper lid, and sensation as if the whole ball would be pressed into the orbit, which makes the eye pain as if crushed: (I) acon.N
- Respiration slow, difficult, with sensation as if the chest and throat were constricted: (I) acon-c.N
- some one drew him upward by the hair: (I) acon.N
- Something were drawn out of the head, causing the upper lids to be drawn: (I) acon.N
- Whirling in the head so that she dare not move it, with a sensation as if the eyes would close: (I) acon.N

At the bottom, the "Themes" section lists: - Tough guy: (7) **ASTERAL***N Abrot.N Absin.N ART-V.N Bell-p.N Calen.N **CARD-B**.N

- The same editing tools that were added in previous versions (to be used in Synthesis Adonis) are available within your personal repertory.
- To read more, please open the v3.0 What's New by clicking [HERE](#)
- *Expert tip* – RadarOpus reindexes the database in real time, so you will get search results from your new repertory additions immediately!

CREATE CUSTOM SYMPTOM TEMPLATES (PATIENT FILE)

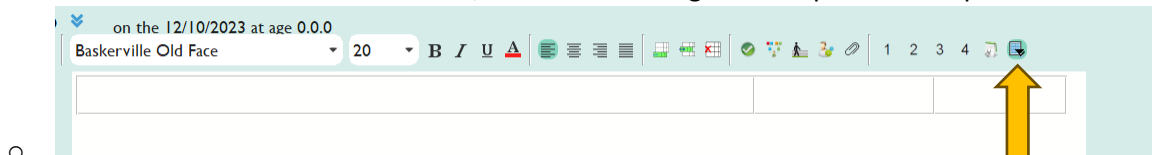
- Create your own Symptom Template to work in conjunction with the Patient File.



- This tool allows you to add your most frequently used rubrics from any repertoires to the Symptom template for easy integration between the Patient File and a variety of repertoires.
- It builds upon the foundation set with the **3 classical anamnesis** template released in RadarOpus v3.0. You can read more about it by clicking [HERE](#)
- *Expert tips:*
 - Analyse your case with these symptoms automatically without having to open the repertory and search for the symptom – *a great time saver!*
 - Create your own checklists for the patient – e.g. Polar modalities from Boeninghausen’s Pocketbook, Mental Qualities from Q Rep, Organ affinities from Stoteler, Ailments from in Synthesis Adonis.
 - If you already made some Bookmarks on your frequently-used repertory symptoms, then you could add these to your Symptom template as a good starting point!
 - *The possibilities are limited only by your imagination!*

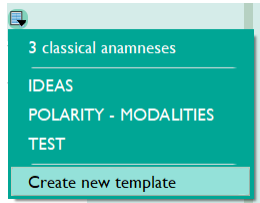
- Instructions for use:

- In the Patient File Consultation Tab, click the following icon to open the Template editor

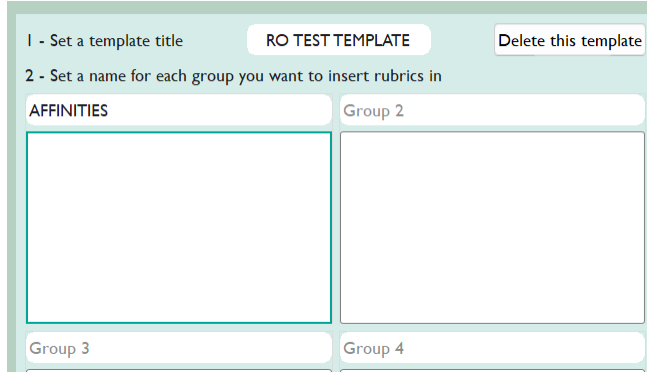


- From the drop-down list, choose **Create new template**

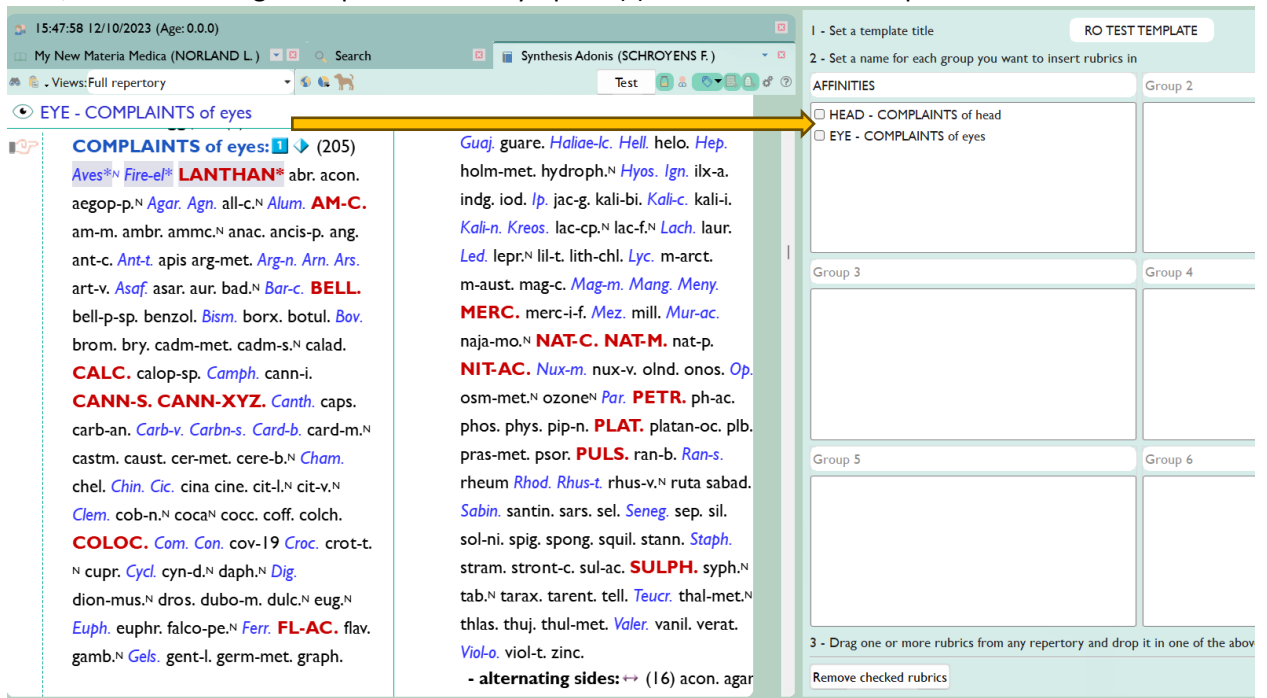
WHAT'S NEW IN RADAROPUS 3.3



-
- Set the template title and name **Group 1** which will contain your first list of symptoms. E.G:

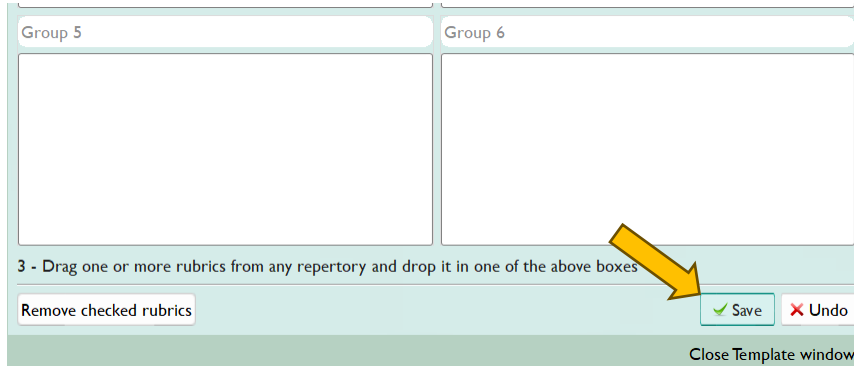


-
- Next, open any repertory
- Click, hold - then drag & drop the desired symptom(s) into the box for Group 1

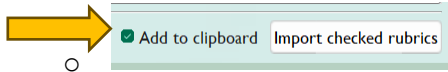


- When finished, click SAVE

WHAT'S NEW IN RADAROPUS 3.3



- Now, the symptoms are ready to be imported into ANY patient file:
 - Click the checkbox(es) next to the symptoms you wish to import.
 - Check the following option (if you want an automatic analysis to be made!)



- Then, click on Import checked rubrics.
- They will appear in the Patient file:

HEAD - COMPLAINTS of head	🔗
EYE - COMPLAINTS of eyes	🔗

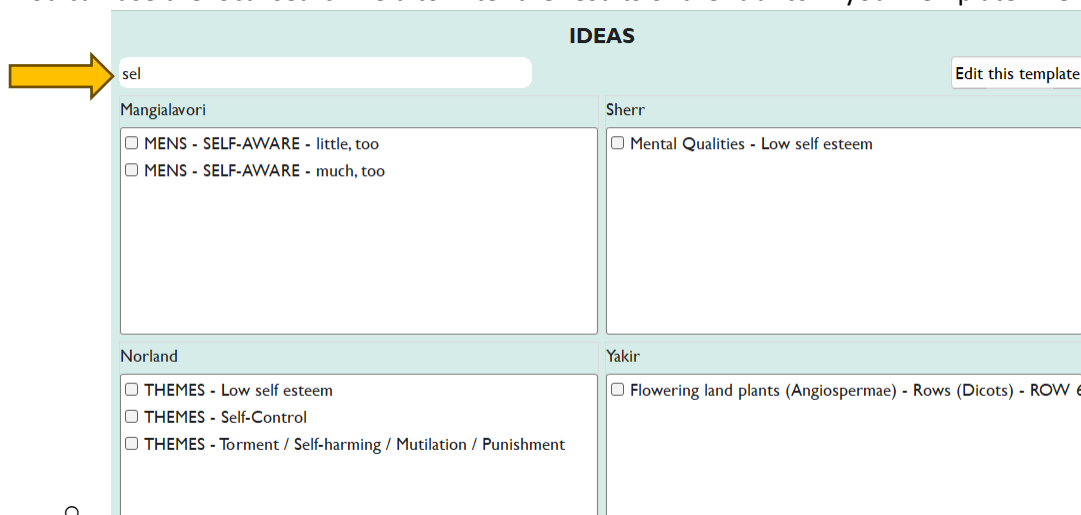
- And in the Analysis!

▶ 1. HEAD - COMPLAINTS of head (227) |

▶ 2. EYE - COMPLAINTS of eyes (205) |

	bell.	coloc.	nat-m.	puls.	am-c.	calc.	cann-s.	cann-xyZ.	carb-y.	cocc.	fl-ac.	ign.	ip.	lach.	lyc.	mag-m.	merc.	nat-c.	
1	2	3	4	5	6	7	8	9	10	11	12	13	14	15	16	17	18	19	
2	2	2	2	2	2	2	2	2	2	2	2	2	2	2	2	2	2	2	
6	5	5	5	4	4	4	4	4	4	4	4	4	4	4	4	4	4	4	
1. HEAD - COMPLAINTS of head (227)	3	2	2	2	1	1	1	1	2	3	1	2	2	2	2	2	1	1	1
2. EYE - COMPLAINTS of eyes (205)	3	3	3	3	3	3	3	3	2	1	3	2	2	2	2	2	3	3	3

- You can use the local search field to Filter the results of the rubrics in your Template. E.G. type 'self'



WHAT'S NEW IN RADAROPUS 3.3

- In EDIT MODE, you can remove unwanted symptoms by checking the relevant checkboxes and clicking here:

Remove checked rubrics

- Below are some other examples to stimulate your own ideas:
- **Polarity Analysis Symptom Template:**

HEAD - COMPLAINTS of head

EYE - COMPLAINTS of eyes

Change of general state - < Agg. - motion; from - during motion (p)

Change of general state - > Amel. - air; in open (p)

Change of general state - > Amel. - eating - while (p)

Change of general state - > Amel. - lying; while (p)

POLARITY - MODALITIES

lying

AGG

- Change of general state - < Agg. - lying; while (p)
- Change of general state - < Agg. - lying; while (p) - bed
- Change of general state - < Agg. - lying; while (p) - back
- Change of general state - < Agg. - lying; while (p) - side
- Change of general state - < Agg. - lying; while (p) - side
- Change of general state - < Agg. - lying; while (p) - side

AMEL

- Change of general state - > Amel. - lying; while (p)
- Change of general state - > Amel. - lying; while (p) - bed:
- Change of general state - > Amel. - lying; while (p) - back
- Change of general state - > Amel. - lying; while (p) - side:
- Change of general state - < Agg. - lying; while (p) - side
- Change of general state - < Agg. - lying; while (p) - side
- Change of general state - < Agg. - lying; while (p) - side

- *Expert tip* – Search for the symptom you're looking for by typing in the 'filter' box:

Sum of symptoms (sorted degrees)

All patient symptoms

Opposite polar symptoms

Polarity difference

▼ I. All patient symptoms

- ▶ 1. HEAD - COMPLAINTS o... (227) |
- ▶ 2. EYE - COMPLAINTS of e... (205) |
- 3. < - motion; from - during ... (126) |
- 4. > - air; in open (p) (91) |
- 5. > - eating - while (p) (54) |
- 6. > - lying; while (p) (104) |

▼ Opposite polar symptoms

- ▶ 1. > - motion; from (p) (100) |
- ▶ 2. < - open air; in (p) (110) |
- ▶ 3. < - eating - while (p) (91) |
- ▶ 4. < - lying; while (p) (125) |

POLARITY - MODALITIES

lying

AGG

- Change of general state - < A;
- Change of general state - < A;
- Change of general state - < A;
- Change of general state - < A;
- Change of general state - < A;
- Change of general state - < A;

AMEL

- Change of general state - > Am
- Change of general state - > Am
- Change of general state - > Am
- Change of general state - > Am
- Change of general state - < A;
- Change of general state - < A;

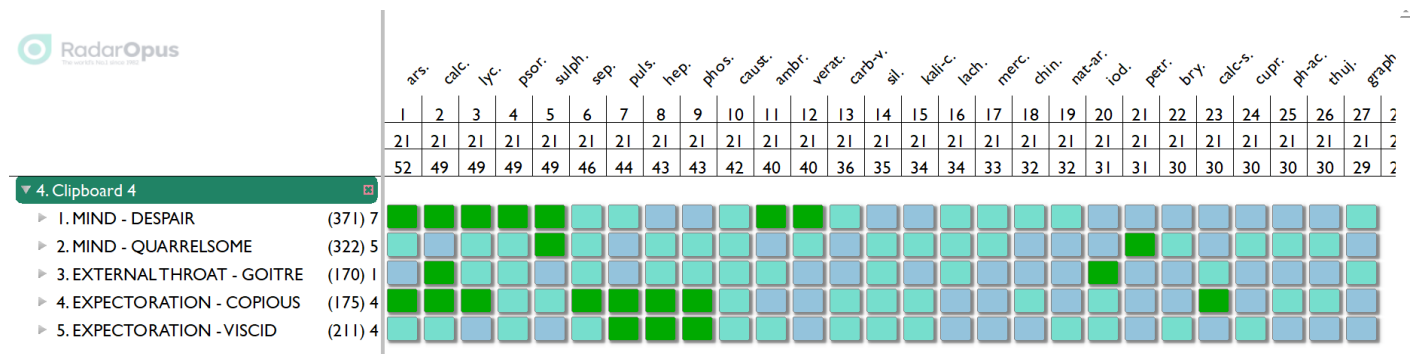
ANALYSE WITH THE MASTER SCORE

- Dr. Farokh Master has created an Analysis strategy which weights your analysis based on an approval rating of each author.
- Reliable sources are given higher approval and accorded a stronger weighting in the Analysis compared to a less-confirmed source.
 - *Expert tip - This allows you to analyse your case in a very similar way to Dr. Master!*

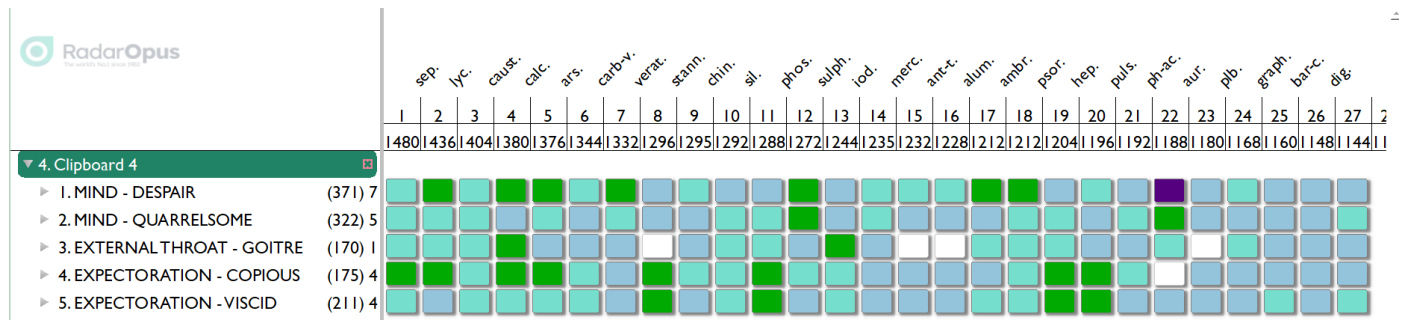


EXAMPLES

Sum of symptoms (sorted by degrees):



Master score:



- *Expert tip* = be sure to add underlining to your symptoms – in other words, mark an intensity for each symptom to gain the maximum impact from the Master Score.

About the Master Score

Master Score is the ultimate tool to fine-tune your prescribing results using RadarOpus software. It's particularly useful for cases that need a deeper study, because it gives meaningful insights at a single glance, saving time and preventing potentially significant omissions of candidate remedies.

KEY POINTS

- Each remedy is evaluated according to the author's reference, which may be more or less reliable
- The more a remedy is referenced the more points it earns (the more authors it has as a reference)
- The method takes into account the intensity of the symptom
- The calculation will show the remedies sorted according to the value "achieved" by each remedy
- You need at least 5 symptoms for it to work

HOW TO USE THE MASTER SCORE?

Master Score, when routinely used, will be helpful to understand repertorization more deeply, which – as Dr. Farokh Master says – *“has the potential to bring a new level of homeopathic practice and elevate the status of homeopathy around the world”*.

The beautiful part of the *Master Score* is that it filters out remedies which haven't undergone appropriate pathogenesis, in other words “cloned” remedies, (remedies that have never experienced an adequate investigation). So in a way, it is a suitable filter to have so we can be more specific when prescribing remedies.

You will enjoy using *Master Score* because you can clarify the remedy selection and drill-down into the correct remedy by asking questions based on the Materia Medica of the leading remedies in the Analysis. So, when you're looking to see what questions to ask or what remedy you want to select, you can quickly look at Materia Medica which of course is the final stage in making any prescription.

It is an Expert System in the sense that it evaluates the rubrics due to its importance. Whenever you underline, it brings up different remedies, so you can really choose what symptoms are the most important to you, as well as the remedy which has marked these symptoms.

This unique calculation system only exists in the Master Score within RadarOpus.

“I use it successfully, also when teaching - because it shows me the remedy I prescribed amongst the first results. It's easy to spot because it has the marked symptoms of the case, the characteristic symptoms and so on”.

Dr. Farokh Master

Main features

- Advanced expert system based on groundbreaking research in homeopathic prescribing
- Ask Materia Medica questions to patients using Master Score to confirm remedies
- Uses Synthesis Repertory, which is constantly updated
- Simple, intuitive graphical user interface
- Available in all 9 Synthesis languages
- Available for RadarOpus 3.3 users and later
- Export your *Master Score* analysis to a file, print or save within RadarOpus

WHAT'S NEW IN RADAROPUS 3.3

- Set your default analysis method in RadarOpus to the *Master score*
- Instructions for use:
 - Add a minimum of 5 symptoms to a clipboard
 - Open the Analysis window
 - Adjust the grading of each symptom as appropriate
 - Click the symptom, then type a number from 1-9
 - Repeat for each symptom
 - Click the Chess piece icon
 - Click on **Master Score Analysis**

- Sum of symptoms (sorted degrees)
- Sum of degrees (sorted symptoms)
- Sum of symptoms and degrees
- Prominence
- Small remedies
- Small rubrics (SPF)
- Small remedies and small rubrics
- Sum of symptoms
- Sum of degrees

- Herscu analysis (Alt+F9)
- Vithoukas Expert System (VES) (Shift+F9)
- Giampietro Miasmatic analysis
- Ortega Miasmatic analysis
- Master Score analysis

- Consider intensity

Another Example Analysis

Sum of symptoms (sorted degrees) – check the position of Lachesis

1. Clipboard 1

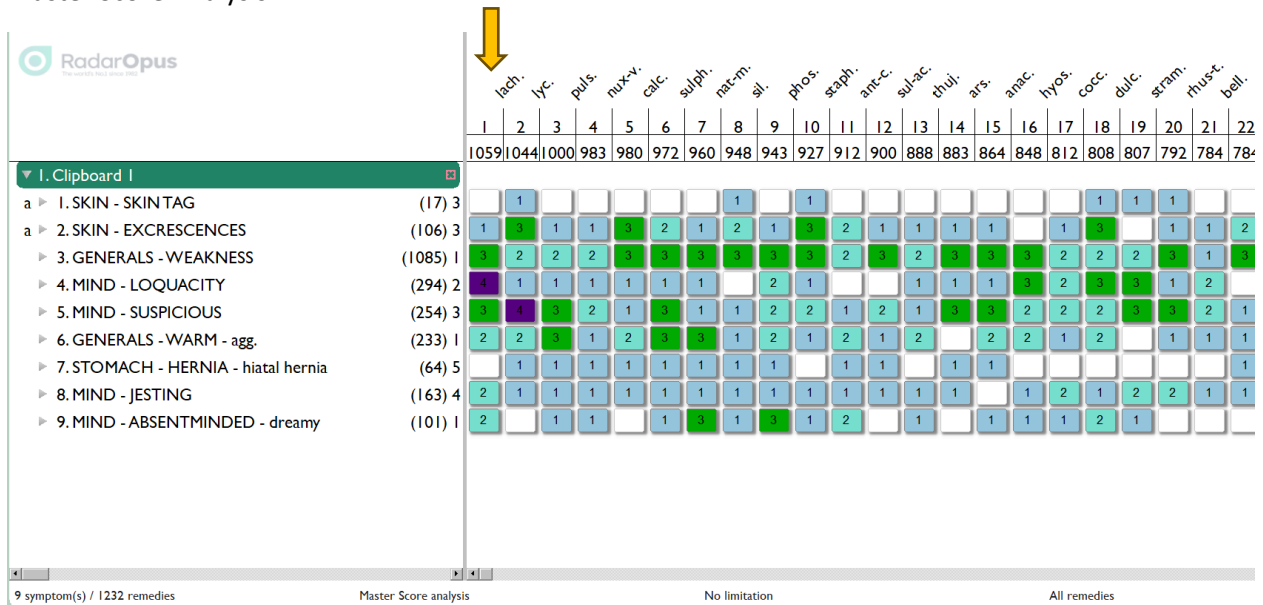
- a ▶ 1. SKIN - SKINTAG (17) 3
- a ▶ 2. SKIN - EXCRESCENCES (106) 3
- ▶ 3. GENERALS - WEAKNESS (1085) 1
- ▶ 4. MIND - LOQUACITY (294) 2
- ▶ 5. MIND - SUSPICIOUS (254) 3
- ▶ 6. GENERALS - WARM - agg. (233) 1
- ▶ 7. STOMACH - HERNIA - hiatal hernia (64) 5
- ▶ 8. MIND - JESTING (163) 4
- ▶ 9. MIND - ABSENTMINDED - dreamy (101) 1

	1	2	3	4	5	6	7	8	9	10	11	12	13	14	15	16	17	18	19	20	21
	20	20	20	20	20	19	19	18	18	18	18	17	17	16	16	16	16	16	16	15	15
	33	30	29	26	24	36	28	26	24	23	23	22	22	25	22	22	20	19	16	35	3
						1					1										
	2	1	1	1	1	3	3	1	2	2	2	2	1	1	1			1		1	
	3	3	2	3	2	2	3	3	2	3	3	3	3	3	3	1	3	2	1	3	
	1	2	1	1	1	1	1	1		1				1	2	2	2	1	1	4	
	3	2	3	1	2	4	1	3	1	1	1	1	2	3		1	1	1	3		
	1	1	1	1	1	1	1	1	1	1	1	1	1	1	1	1	1	1	1	1	
	1	1	1	1	1	1	1	1	1	1	1	1	1		1	2	1	1	1	1	2
	1	3	1	3	1				2		1			1					1	2	

9 symptom(s) / 1232 remedies
Sum of symptoms (sorted degrees)
No limitation
All remedies

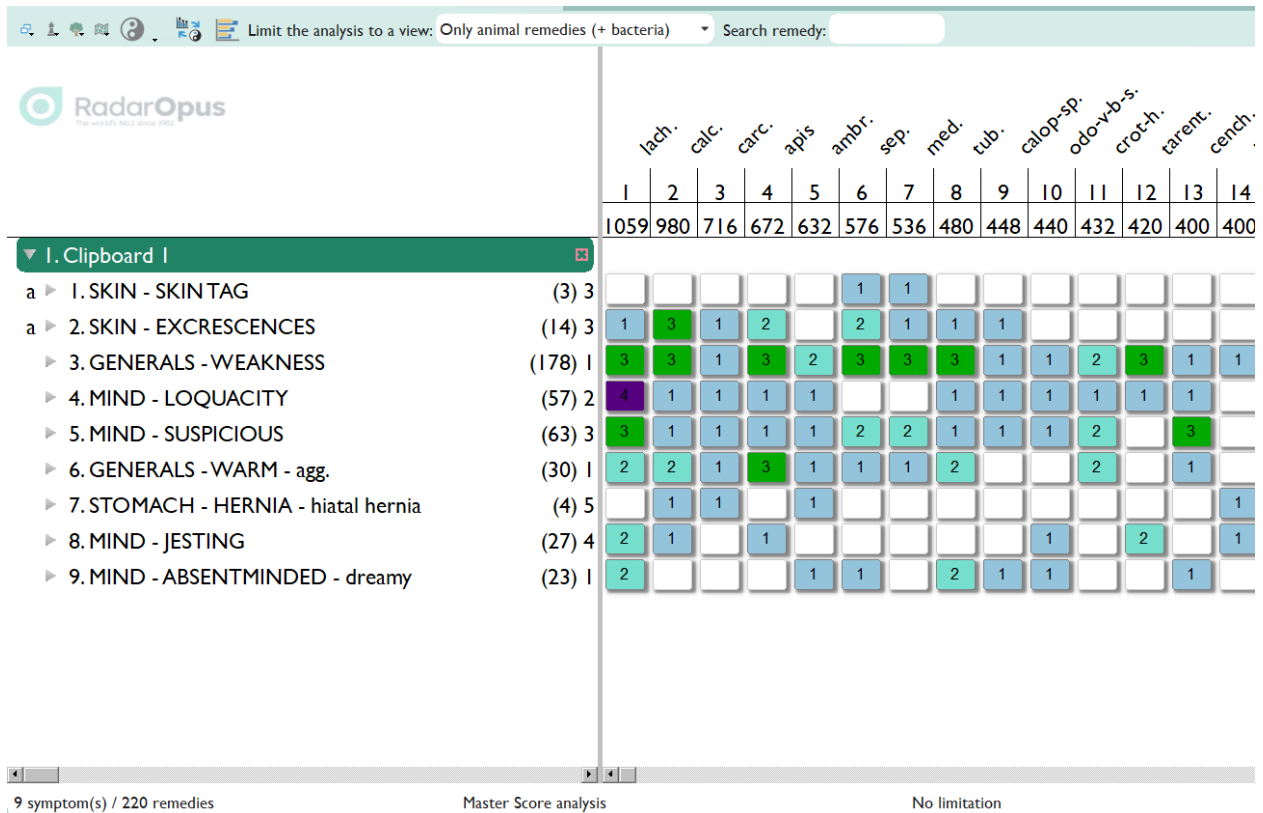
WHAT'S NEW IN RADAROPUS 3.3

Master Score Analysis



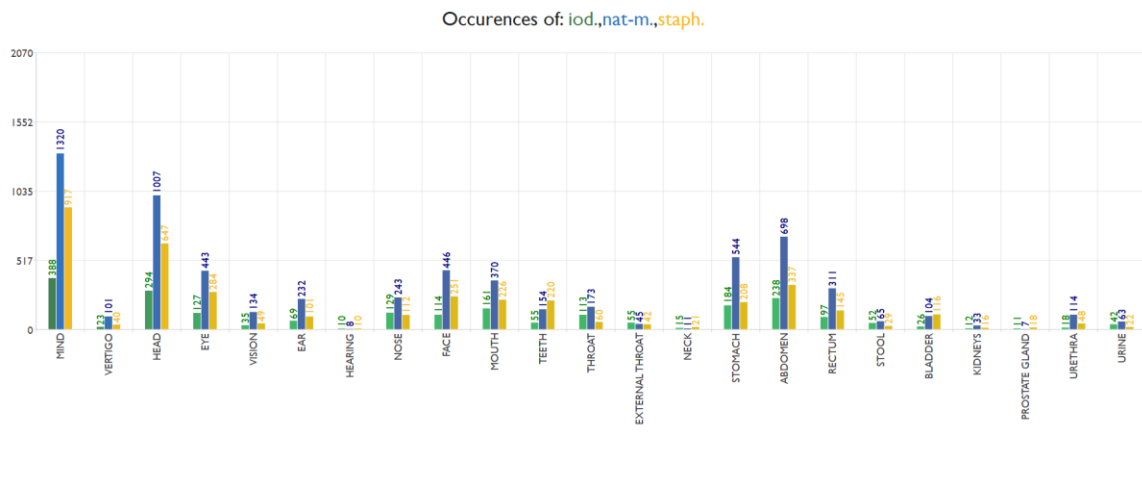
Expert tip - Master Score works best with Synthesis Adonis (which has the most precise bibliographical referencing of any repertory in RadarOpus) and can be combined with any of the VIEWS found in Synthesis.

E.G. The same analysis, using the Master Score + the Animal kingdom repertory view:



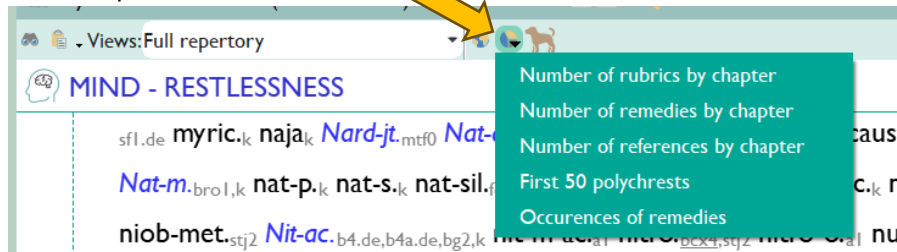
COMPARE 3 REMEDIES SIDE-BY-SIDE IN A GRAPH

- This tool allows you to extract up to 3 remedies for side-by-side comparison.
- Extract a graph displaying the total number of symptoms of each remedy from the different chapters of any repertory.
- This allows for a detailed study and comparison of the *sphere of action* of each of the 3 remedies that you may be considering as a prescription. See example below

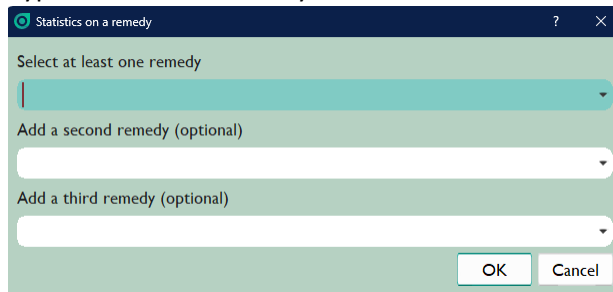


- Instructions for use

- Open any repertory
- Click the pie chart icon



- Click **Occurrences of remedies**
- Type at least one remedy name or abbreviation in the next window



- E.G.

WHAT'S NEW IN RADAROPUS 3.3

Statistics on a remedy

Select at least one remedy

nux-v. | Nux vomica

Add a second remedy (optional)

gels. | Gelsemium sempervirens

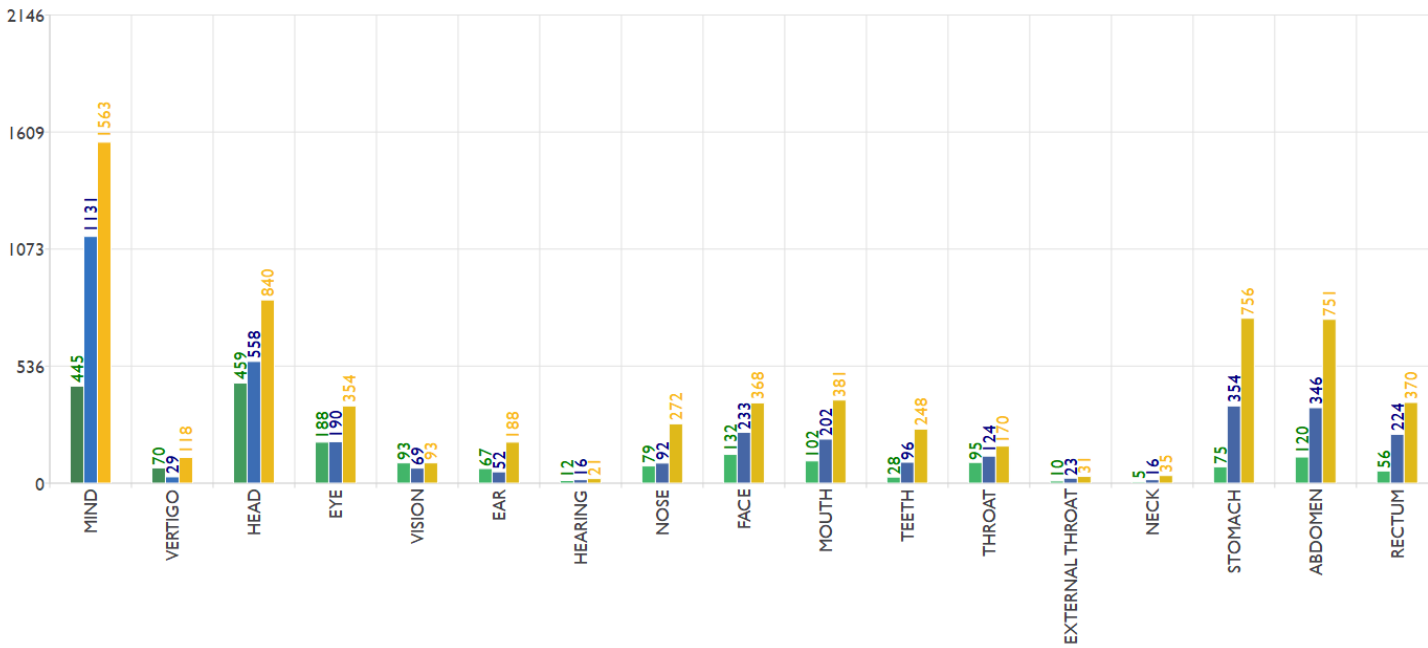
Add a third remedy (optional)

ign. | Ignatia amara

OK Cancel

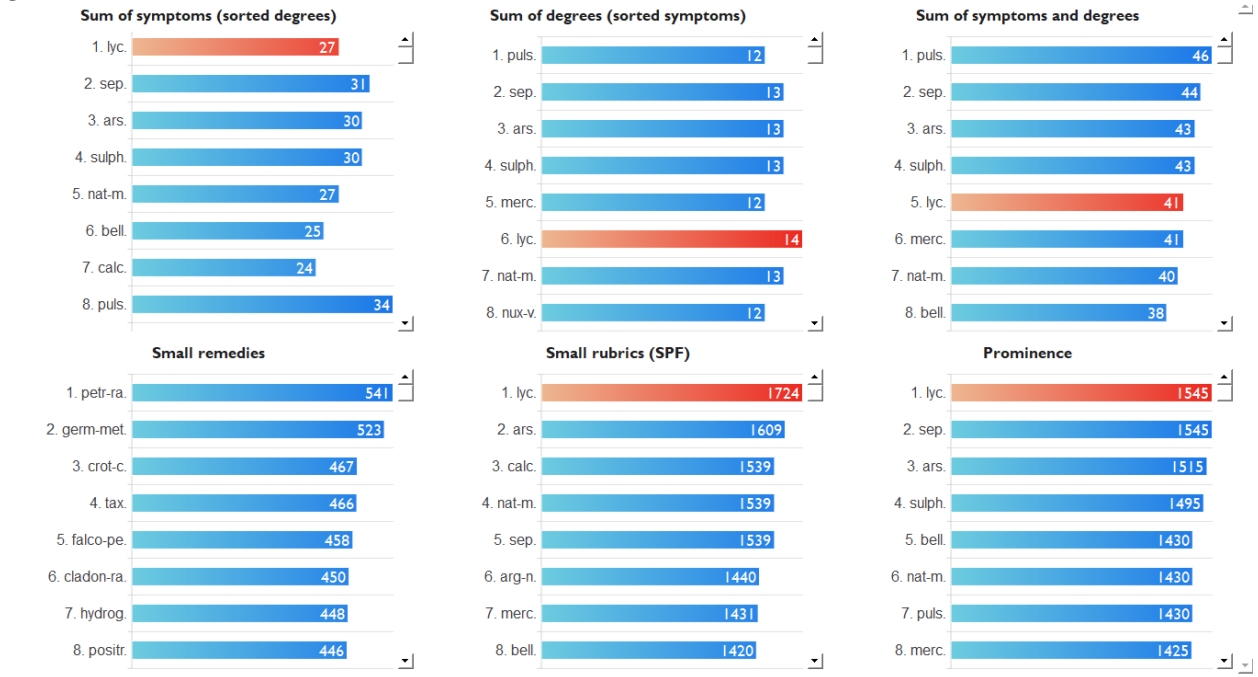
-
- A graph is created displaying the number of symptoms of each remedy by chapter (of the active repertory):

Occurrences of: gels., ign., nux-v.

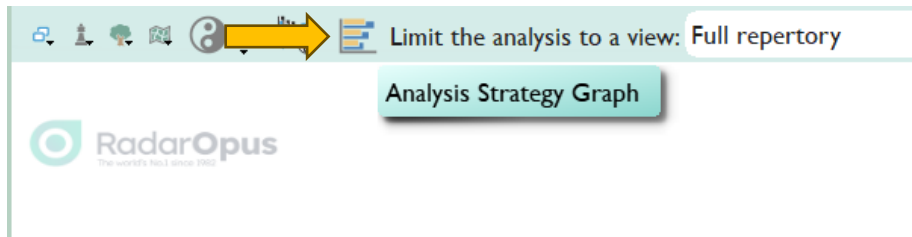


ANALYSE WITH MULTIPLE STRATEGIES IN ONE INTERFACE

- The Analysis screen can now show all the different strategies in one window!
- This saves time, as you don't have to flick back and forth between e.g. 'Sum of Symptoms (sorted by degrees)' to 'Small remedies' or 'Prominence'. With this new module, you can view them all at a glance. E.G.



- Instructions for use
 - Open the Analysis window in any repertorisation
 - Click on this icon



- The regular Analysis grid will be replaced with a view displaying all the analysis strategies simultaneously

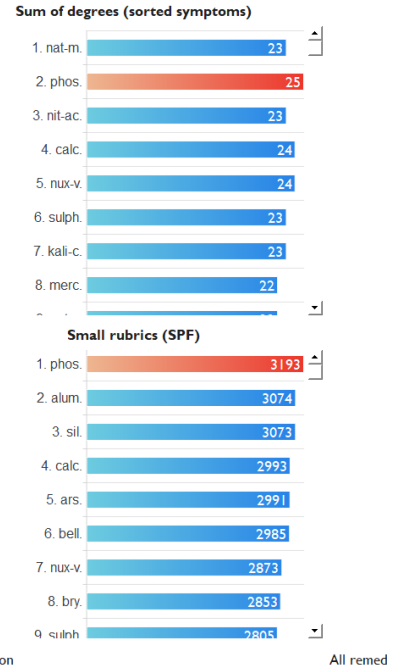
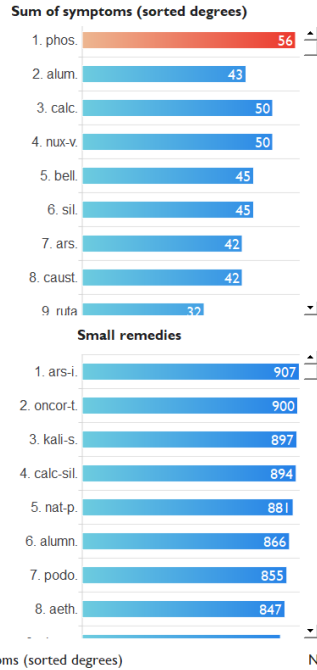
WHAT'S NEW IN RADAROPUS 3.3

RadarOpus
Leading homeopathic software

1. Clipboard |

- ▶ 1. Mappa Mundi - Water - All remedies (923) |
- ▶ 2. Mental Qualities - Female hormones (481) |
- ▶ 3. MIND - LOQUACITY (293) |
- ▶ 4. NOSE - DISCHARGE - Posterior nares (173) 5
- ▶ 5. MOUTH - SALIVATION (471) 4
- ▶ 6. RECTUM - HEMORRHOIDS (344) 2
- ▶ 7. STOOL - BALLS, like (111) |
- ▶ 8. STOOL - FATTY, greasy (88) |
- ▶ 9. STOOL - HARD (397) |
- ▶ 10. STOOL - MUCOUS (260) |
- ▶ 11. STOOL - STRINGY (32) |
- ▶ 12. FEMALE GENITALIA/SEX - LEUKORRHEA (508) |
- ▶ 13. FEMALE GENITALIA/SEX - PROLAPSUS - Uterus (144) |
- ▶ 14. DREAMS - SNAKES (130) |
- ▶ 15. DREAMS - WORMS (32) |
- a ▶ 16. PERSPIRATION - ABSENT (24) |
- ▶ 17. SKIN - DRYNESS (315) |
- a ▶ 18. SKIN - DRYNESS - perspire; inability to (90) |
- a ▶ 19. SKIN - INACTIVITY (68) |

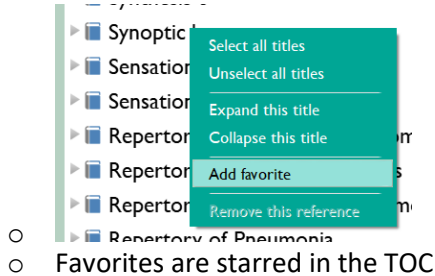
● 22 symptom(s) / 1560 remedies



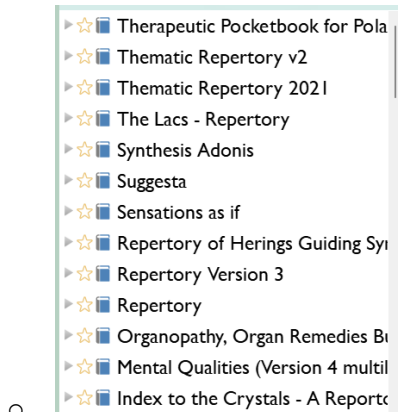
New Free Features in v3.3

CHOOSE FAVORITE REPERTORIES AND MATERIA MEDICA

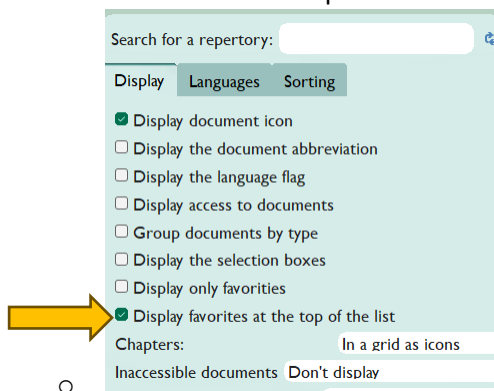
- R-click any Repertory or Materia Medica and choose 'Add favorite' – the item is starred and the option to move it to the top of the Table of contents (TOC) is given.



- Favorites are starred in the TOC



- Click the cog-wheel in the upper right corner of the TOC to adjust your settings to move Favorites to the top



- **Note** – This process is identical for Materia Medica
- R-click on the title of any Reference to Add favorite. Click the cogwheel icon at the upper right corner of the References TOC to check the option to Display favorites at the top of the list.

- ▶ BAILEY P., Homeopathic Psychology (b11)
- ▶ BANERJEA S., Fifty homeo
- ▶ BANERJEA S., Materia Me
- ▶ BANERJEA S., Materia Me
- ▶ BANERJEE P., Materia me
- ▶ BLACKWOOD A., Manu
- ▶ BORLAND D., Children's Types (b11)

- Select all titles
- Unselect all titles
- Expand this title
- Collapse this title
- Add favorite
- Remove this reference

- *Expert tip* – to see all of your favorite references at the top, regardless of their category (e.g. Materia Medica, Keynotes, Provings, etc) – uncheck the following option:

Display Languages Sorting Keynotes

- Display document icon
- Display the document abbreviation
- Display the language flag
- Display access to documents
- Group documents by type
- Display the selection boxes
- Display only favorites
- Display favorites at the top of the list

Chapters: In a list

Inaccessible documents: Don't display

Authors: In front of the document title

- In this case, if you have a favorite, such as *Yasgur's Dictionary*, it will still be pinned to the top even though it is classed as a Dictionary and not a Materia Medica.

ADD LINKED SYMPTOMS FROM CONCEPTS REPERTORIES STRAIGHT TO THE CLIPBOARD

- In Concepts repertories, there are links to symptoms in Synthesis Adonis.
- You can take any number of those linked symptoms to a clipboard with a few mouse clicks.
- Instructions for use:
 - Open a Concepts repertory, such as Acute Disease (Schroyens)
 - Locate the condition with linked symptoms to Synthesis
 - Hold down ctrl (Windows) or cmd (Mac), then click on any number of linked symptoms associated with the condition. E.G.:
 - Then drag & drop the condition onto your clipboard – all the linked symptoms are automatically added to the clipboard!
 - *Expert tip* – This can be very useful when looking up pathologies and the list of common symptoms (to know which ones are less useful in individualizing the case) but may still be appropriate.

Psychological disorders

anxiety

- definition
- classification
- . acute anxiety of situation
- .. clinical symptoms
- (sysAdonis) CHEST - CONSTRICTION ✓
- (sysAdonis) CHEST - OPPRESSION ✓
- (sysAdonis) MIND - AILMENTS FROM - anticipation ✓
- (sysAdonis) MIND - ANXIETY - health; about
- (sysAdonis) MIND - ANXIETY - others, for
- (sysAdonis) MIND - RESTLESSNESS

OPTIONAL PASSWORD PROTECTION

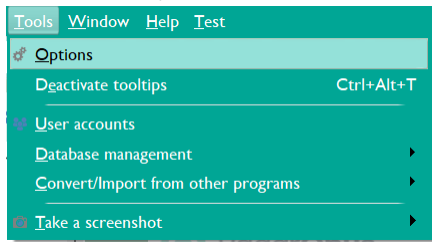
- Password protection remains a prerequisite for medical and professional Homeopaths saving patient information due to GDPR and HIPAA regulations.
- Upon initial startup of RadarOpus, you will have the option to set a password or choose to opt out.

GRAPHICAL REVISION WITH NEW ICONS AND LAYOUT

- Additional customization options have been added, including a choice of 3 different sets of icons (default, classic, office), and an alternative skin to freshen up the look of the program.
 - Your chosen font and font size is now used throughout the program making it easier to read menus, tab titles and search queries.
 - You can now add/ remove icon titles in the Main Toolbar.

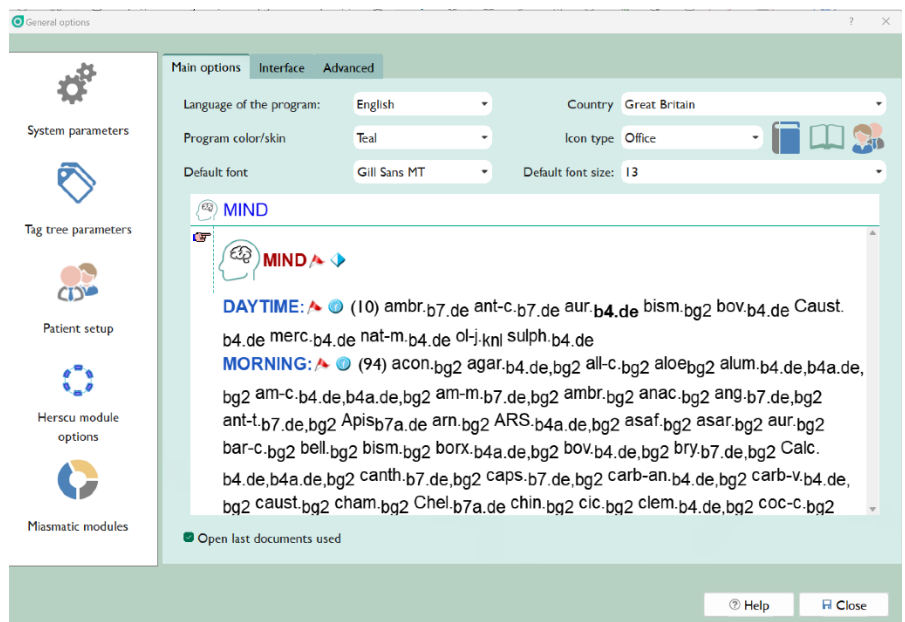
- Instructions:

- On Windows, click on TOOLS – OPTIONS from the main menu

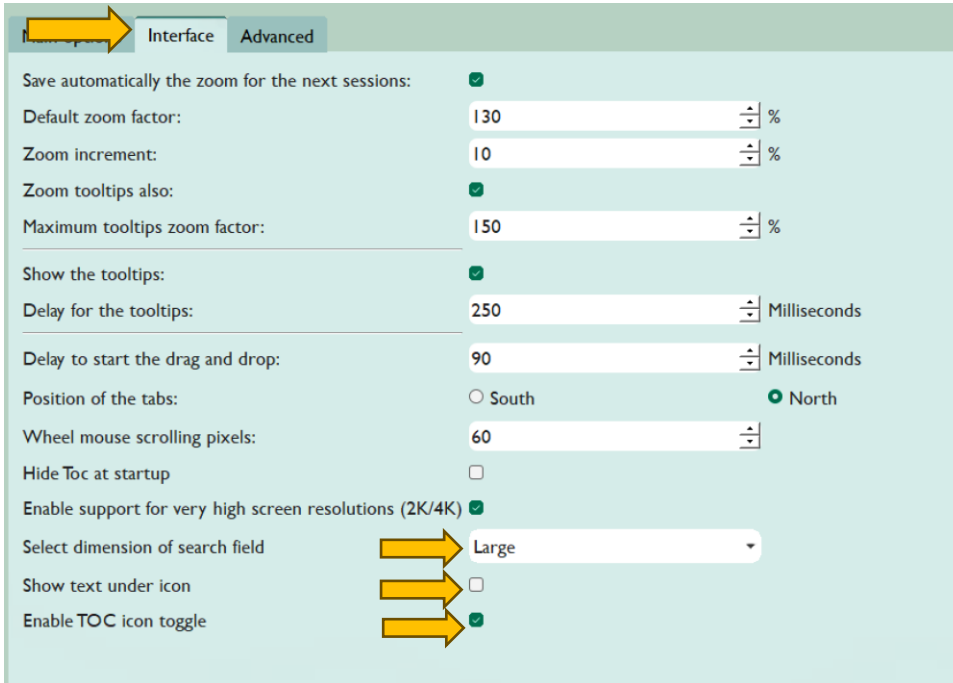


- On Mac, type cmd + comma (the standard keyboard shortcut for accessing any application preferences). Or click RadarOpus (from the main menu) and select Preferences from the drop down list.

- In both cases, the **General options** window opens:
- It has been revamped with a new tab – Main options:
- Here you can set the FONT and FONT SIZE (which are used throughout the program, also in all the menus)
- You can choose between 3 sets of Icons – classic, default and office
- Set the program color/skin



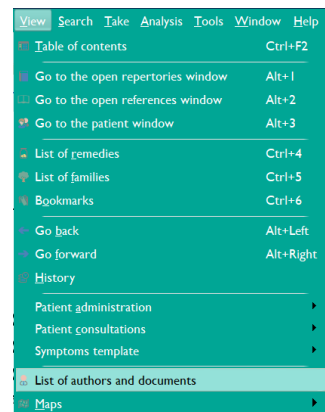
- Click on the Interface tab to continue adjust settings/
- There are 3 new options here, found at the bottom.



- Expand or contract the size of the Menu bar SEARCH FIELD, giving easier access to the search tool
- Choose to show or hide the text under the Icons in the MAIN TOOLBAR – you can save space on smaller screens by removing the text, especially if you are already familiar with their functions.
- Enable TOC icon toggle – allows you to click once on e.g. the Repertories Icon to open the TOC to display all available repertories. A second click here will close the TOC. This makes it easier to open and close the TOC whilst you work. E.G. when browsing a repertory or working in the patient file, it is nice to close the TOC to work in full-screen mode.

LIST OF AUTHORS AND DOCUMENTS

- Click VIEW – List of authors and documents – to see a full bibliographical listing of the references used in the program



WHAT'S NEW IN RADAROPUS 3.3

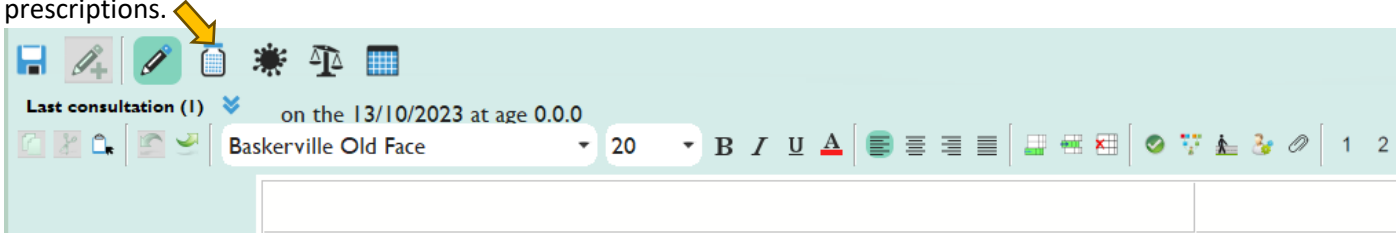
- This opens the following PDF for your perusal

*This information can be quoted and used for non-commercial purposes on 3 conditions:
1. Quote this document as your source; 2. Inform the author; 3. Report errors (2 and 3: synthesis@zeus-soft.com)*

SYNTHESIS ADONIS BIBLIOGRAPHIC INFORMATION - version 230412			
AUTHORS	TITLE	PUBLISHERS	PUBLISHING YEAR
ABERLE	Vaccinium myrtillus		
ACHE M.	Proving of Aegopodium podagria		1989
ACHE M.,MATTITSCH Gunter	Arzneimittelprüfung mit Aegopodium podagraria		
ACHTZEHN Hans-Jürgen	Carcinosinum		1990
ACKERLY Sarah	A case of Intractable Constipation		1994
ADAMS Suzanne	Cases: Dermoid Cysts		1994
AGRAWAL M. L.	Materia Medica of the Human Mind		1989
AGRAWAL Y. R.	A Comparative Study of Chronic Miasm		
AGRAWAL Y. R.	A Repertory of Desires and Aversions		
AGRAWAL Y. R.	Diseases of Hair and Nails		
AGRAWAL Y. R.	Dreams and Nightmares		
AGRAWAL Y. R.	Homeopathy in asthma		1985
AGRAWAL Y. R.	Homoeopathy in Accidents and Injuries		1983
AGRAWAL Y. R.	Insomnia and Sleep		
AGRAWAL Y. R.	Measles and Small-pox		
AGRAWAL Y. R.	Treatise on Bowel Nosode		1981
Agricultural Research Service of the USDA	Common Weeds of the United States		
AHMAD Shafiq	A Short Repertory on Indian Drugs		
ALBIN Steve	Poison Oak Miseries		1993
ALBRODT Dirk	Illustrierte Enzyklopädie der Blütenessenzen		
ALEEM Mohammed	The Rhythm of Volcano		1994
ALEX Peter	Prüfung von Fagus sylvatica		
ALLEN Henry C.	Allen Keynotes Spanish V4.0		
ALLEN Henry C.	Anahtar semptomlar [Tercüme Klasik Homeopati Derneği]		
ALLEN Henry C.	Comparaciones de Algunos Medicamentos de la Materia Médica Homeopática		
ALLEN Henry C.	Die Heilmittel von Fiebern		1996
ALLEN Henry C.	Gregg consumption		1889
ALLEN Henry C.	Grundzüge und Charakteristika der Materia Medica mit Nosoden		

PATIENT FILE IMPROVEMENTS TO PRESCRIPTIONS & PATHOLOGIES

- New tabs have been created for adding prescriptions and pathologies, making the layout more clear and comprehensive, particularly for long-standing patients for whom there have been many prescriptions.



- Click on the Remedy bottle icon to open the Prescriptions Tab
- It is much easier to see the overview of your prescribing for a patient with the prescriptions moved to a dedicated tab.
 - Fill in all the fields, then click on the ADD button

Consultation date	Prescription	Potency	Dilution	Posology	Laboratory	Note

- - A new Notes field was added for specifying details such as *number of drops*, *how many succussions*, or other instructions.

- Click on the VIRUS icon to open the Pathologies tab



- Functionality is similar to adding a prescription – fill in all the fields then click the ADD button

Consultation date	Pathology	Duration	Trend	Still active	Fatal

- When adding a pathology, RadarOpus works with a specific picklist for Pathologies – click the drop down arrow in the PATHOLOGY field to open the picklist, then type the name of the pathology to select it.
- E.G. *Screenshot on the next page*

Add a pathology

2023-10-13 10:56:53 Pathology Duration Tr

Type to search Starts with

- Abdominal pregnancy
- Abdominal rigidity
- Abnormal bowel sounds
- Abnormal head movements
- Abnormal involuntary movements
- Abnormal posture
- Abnormal reflex
- Abnormal secretion of gastrin
- Abnormal sputum
- Abnormal weight gain
- Abnormal weight loss
- Abnormalities of size and form of teeth