

Homeopathic Prize Contest

Nov 2021

A case of severe adverse vaccine reaction

[See the solution to this case on page 5](#)



A homeopathic practitioner working in the Netherlands was in general good health before receiving a Covid-19 vaccine. He only had now and then some mild heart palpitations.

Mid 2021 he went to get the second dose of the Pfizer Covid-19 vaccination. Within 48 hours after receiving this second dose he started to have palpitations, fever, and edema over his whole body. He had to go to the hospital to be checked out.

On the above photo you can see that also on his face edema was noticeable (this came only after 3 weeks so clearly).

The edema remained for three weeks, and he was trying to work out his own case all this time to see if he could find a matching homeopathic remedy, but was unable to find any characteristic symptoms. Until now there was only the general edema and palpitations and general malaise.

Then one morning he looked in the mirror and then looked up the symptoms in the repertory and decided to prescribe himself a remedy in a 1M potency.

And below you see the result after 3 days.



After 3 days of taking the remedy in a 1M potency, not only the symptoms of the face improved but also the palpitations, and the general edema over his whole body was almost completely gone. In next few days he improved completely.

When the homeopath requested in the hospital that his case would be reported to the local "Adverse Vaccine Reaction database", the treating specialist said that he did not want to do this, because there was no proof that his symptoms were caused by the vaccine.

Quiz

Please send us your analysis of the case, with the Synthesis repertory rubrics
What do you think the remedy was which the homeopath prescribed himself?

Raffle and prizes

Among the participants who send in the best analysis and symptoms, we will do a raffle and select 2 winners.

The solution will be sent coming weekend Sunday

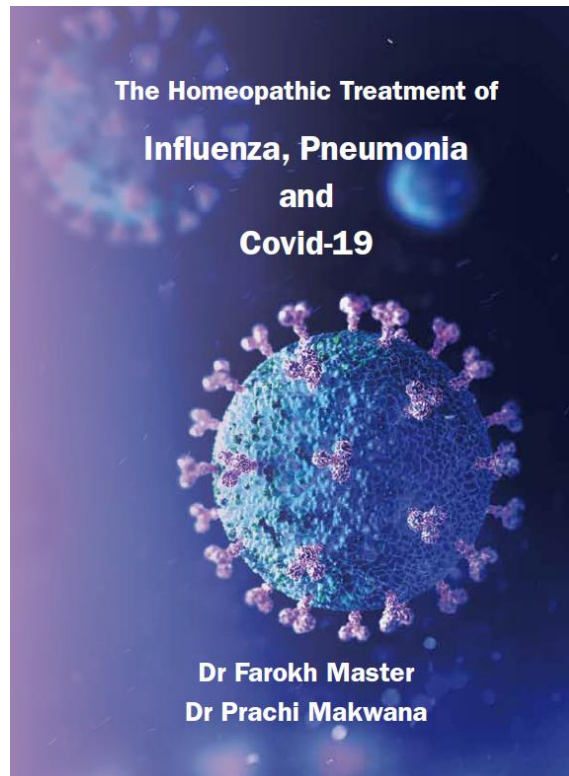
Each winner may select one of the following prizes:

Prize 1

A copy of the paper book by Dr Farokh Master & Dr Prachi Makwana:

“The homeopathic treatment of Influenza, Pneumonia and Covid-19”.

It will be sent to you free of charge (a free book and free postage).
(The book will also be made available as an AddOn option in RadarOpus asap.)



Dr. Farokh Master does not need any introduction. He has published numerous books and given homeopathic seminars in many countries around the world.

In this book Dr Farokh Master and Dr Prachi Makwana give an overview of all the most often used remedies for influenza, pneumonia, and Covid-19, so you can easily differentiate them. The remedies for influenza and pneumonia are based on several decennia personal experience.

When the Covid-19 epidemic reached India, initially Dr Master, and all other homeopaths in India, were not allowed to treat Covid-19 cases.

Because Dr Master not only runs a private homeopathic clinic but also works in a municipal hospital (where patients are treated free of charge), in June 2020 he was invited to treat Covid-19 patients with homeopathy in this municipal hospital. The only condition was that he should not intervene with the conventional treatment. Initially most Covid-19 cases which came to the hospital were quite serious and placed on ventilators in the intensive care unit. This meant that proper homeopathic case taking was difficult, and “characteristic” homeopathic symptoms were few. The first homeopathic prescriptions were therefore based mainly on observation and few objective symptoms. Sometimes there was some additional information which could be obtained from family members. When the book went for print, Dr Master had almost a full year experience working in the IC-unit with numerous Covid-19 cases.

Prize 2:

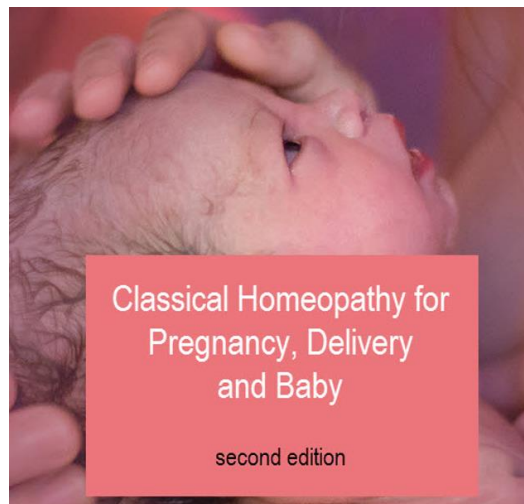
(only for RadarOpus 2.2 users)

A copy of the bundle In your RadarOpus software

- Kate BIRCH - Materia Medica of Novus-CV
- Farokh MASTER; Prachi MAKWANA - The Homeopathic Treatment of Influenza, Pneumonia and Covid-19

Prize 3

The second prize is from Ries IJsseldijk (homeopath) and his daughter Pernille IJsseldijk (midwife) in RadarOpus the very interesting reference title: “**Classical Homeopathy for Pregnancy, Delivery and Baby**”. (You need to have RadarOpus version 2.2 to download it)



How to participate with the contest

To participate with this prize contest, please send in your case analysis with the Synthesis rubrics you used, to the following email address:

drfarokhmasterlive@gmail.com

You have about two weeks before the solution and winners will be announced.

From the submissions who have the best motivated answers, **two prize** winners will be selected via a raffle. They may then choose one of the mentioned prizes.

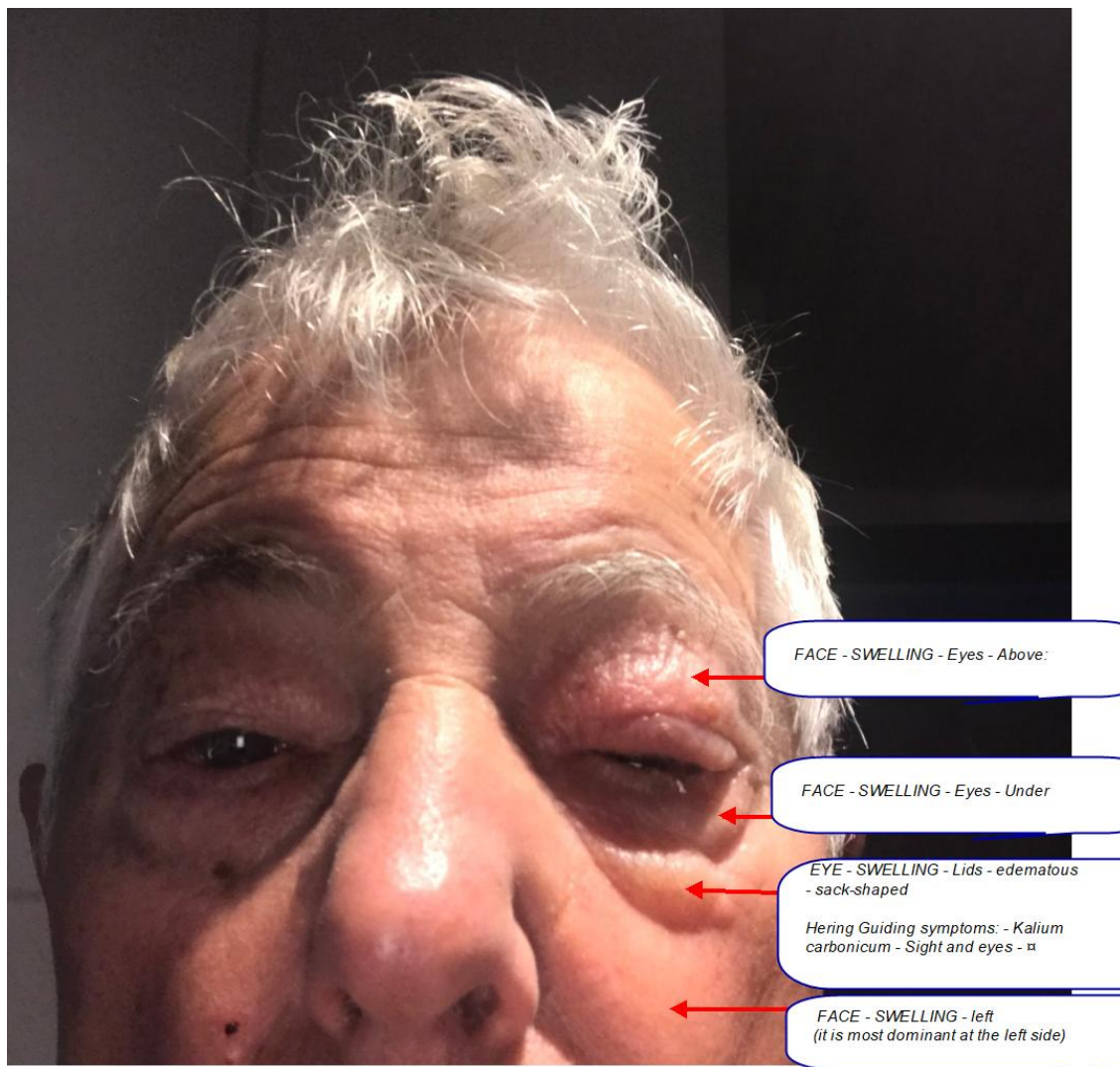
Case analysis & solution

As quiz coordinator I discussed with Dr Farokh Master the case analysis submissions.

"Yes,... this is often a problem that we have a lack of characteristic symptoms, and only more common pathological symptoms to prescribe on. While working on the IC-unit in Mumbai during this Covid-19 situation, I regularly have such cases where I only have common pathological symptoms, for example if a patient is sedated and on a ventilator. Sometimes family members can still give some useful information. But often you just need to prescribe on the little amount of information you have."

Maybe the symptoms of his face were already a partly there during the first three weeks, but finally they became so clear the homeopath recognized the remedy. Only on the general edema, and the palpitations you cannot differentiate, but on the face we can observe the following symptoms:

- There is definitely swelling of an edematous nature.
- It is largely at the left side, including the left side of his nose is the most swollen.
- There are swollen eyelids mostly above, but also below the eye.
- And there is even a swelling with a characteristic BAG like or SACK like appearance



FACE - SWELLING - Eyes - Above:

aur-m-n. cench. chin. **KALI-C.** lach. *Lyc.* nat-ar. pop. puls. ruta sep. symph. *Tub.*

I have even made an addition in the Synthesis repertory in the past:

EYE - SWELLING - Lids - edematous - sack-shaped: kali-c.^{mtf11}

In the Hering Guiding symptoms you can find with the remedy Kali-c the following

× Enormous bag-like swellings under eyes.

×× Puffiness; swelling between eyebrows lids, like a sac.

For Kali-c it does not need to be below the eyes: the sac(k) (or bag-) like swelling can also be above the eyes.

In the repertory there is also another symptom mentioned in the chapter cough. This patient did not suffer from cough, but it is the similar baglike swelling:

COUGH - WHOOPING - eyes - baglike swelling between upper lids and eyebrows:

(1) *Kali-c.*^{kr1,t11}

The remedy Apis also has a similar "bag-like" symptom which I also made an addition in the repertory in the past.

EYE - SWELLING - Lids - Lower - water bags; like: (1) apis^{mtf11}

EYE - SWELLING - Lids - edematous:

am-be. anac. **APIS** *Arg-n. Arn. ARS.* ars-i. bamb-a. bro-s-gau. cham. colch. *Crot-t. Cycl. Ferr. Graph. Iod. Kali-ar. Kali-bi. KALI-C. Kali-i.* kali-p. kola lat-m. medus. *Merc-c. Nat-ar. Phos. Phyt. Psor.* puls. raph. **RHUS-T. TELL.** urt-u. vesp. zinc.

*The homeopath prescribed himself **Kali-c** 1M, with quick result within three days.*

Apis would be a second remedy to keep in mind if Kali-c would not have worked.

Quiz and prices

There were a few homeopaths who have given the remedy **Kali-c** as first choice:

- Willy Kiestra Wohlrab
- Marieke van Dorst
- Eva Visscher

And one homeopath who mentioned **Kali-c** as a second choice

- Elke Kroon

Homeopaths who mentioned **Apis** as first choice also deserve praise, they are:

- Flore de Hoop
- Elly Mus
- Elke Kroon
- Andries van der Meer

I found the analysis of Willy Kiestra quite interesting, so I mention it here completely:

Analyses

1. Swelling face/eyes are much more left than right,
2. The area between eyelid and eyebrows the left eye seems the most pronounced swelling (only Kali-c) ; I'm not sure if the skin is full of urticaria/other skin eruptions, but when I looked at the second photo, the homeopath's skin seems to be quite granular itself above the eyes
3. Under and above the eye and on lid strong swelling kali-c and of course Apis very strong although the latter is more famous for the bags under the eyes
4. Patient seemed calm enough to observe the gradual worsening of his facial swelling. (Which I think, takes Ars. Lach and Rhus-t out of the equation.) Kali-c wants to do his duty, is controlled, down to earth and moral. He will not show his emotions too easily.
5. The Dutch homeopath himself could not discover any important modalities, so we have to take this case literally 'on face value'. (Malaise/sick feeling and palpitations are big rubrics and kali-c was mentioned in 2 and 3 degree).
6. He showed no obvious anger at the doctor's refusal to register his case as a vaccination incident, but he did find it important to ask for its registration, even though quite sick. This points for me at Kali-c and his/her importance to morality and rightness. It would be interesting to know if he pursued the case when he was well again.
7. Apis has edema swelling but does not have a slow appearance of complaints like the patient's symptoms; it took in 48 hours for complaints to appear and 3 weeks to develop the full-blown swelling around his eyes and on his face. I would also expect pain, burning in Apis.
8. Kali-c had most symptom points (26) and came out first in Vithoukas VES analyses because of the strong presence of the swelling around the eyes (3 times strength 3) and the unique swelling under the eyebrow.

I think the homeopath gave himself a Kali-c M, and got him better in three days and completely ok again in some more days, which I consider a gradual disappearing of the symptoms, by the way. Kali-c was not mentioned in gradual appearing symptoms.

		kalir.c.	ars.	lach.	nat-m.	puls.	apis	phos.	
		1	2	3	4	5	6	7	8
		26	20	18	18	18	17	15	1
1. Clipboard 1		✕							
▶	1. FACE - SWELLING - Eyes - Above	(7) 1	3		1		1		
▶	2. FACE - SWELLING - Eyes - Around	(25) 1	3	2	1	1	1	3	2
▶	3. FACE - SWELLING - Eyes - Under	(26) 1	3	3		1	1	3	1
▶	4. GENERALS - SWELLING - puffy, edematous	(114) 1	1	3	1	2	1	3	1
▶	5. GENERALS - COMPLAINTS - appearing - gradually - disappearing; and - gradually	(17) 1		1	1	2	1		1
▶	6. FACE - SWELLING - Eyes - Above - Between eyebrows and lids	(1) 1	1						
▶	7. GENERALS - SICK FEELING; VAGUE	(128) 1	2	2	1	1	3	1	1
▶	8. FACE - SWELLING - left	(13) 1	2		3	1			
▶	9. CHEST - PALPITATION OF HEART	(516) 1	3	3	3	3	3	2	3

Winners

Farokh and I decided to give two prizes to two participants with the best case analysis, these are:

- **Willy Kiestra Wohrab**
- **Marieke van Dorst**

And I did a one more raffle, and the following person was the winner:

- **Elly Mus**

These three participants may choose from one of the above three prizes.