

The Repertory structure: the order of rubrics

Throughout the whole repertory the following order is being used:

Synthesis symptom order is:

- 1 Sides (one side, alternating sides, left, right)
- 2 Times (chronologically, starting with morning – 6 h) – 24 h format
- 3 Modalities and descriptions (alphabetical)
- 4 Extensions (alphabetical) - start with one capital
- 5 Localizations (alphabetical) - start with one capital

Note this in your book:

S - T - MD - E - L

CHAPTER

SIDES ALL UPPERCASE one side, alternating, right, left

TIMES ALL UPPERCASE morning, noon, afternoon, evening,
night (midnight: before, after), morning

MODALITIES ALL UPPERCASE alphabetically

sides all lowercase

times all lowercase

modalities (agg/amel) & descriptions of pain

all lowercase alphabetically

accompanied by (the concomitants are included in the modalities section)

extending to all lowercase alphabetically (the Locations 1st letter uppercase)

Locations anatomical **F**irst letter uppercase

EXTENDING TO

LOCATIONS

This order is used at the level of the **Main** rubrics, and also with each further **sub-level** the same order is repeated. If there is no known symptom for a certain level it is skipped.

CHAPTER

SIDES

TIMES

MAIN RUBRIC 1 [modalities] (alphabetically)

sides

times

modalities + description of **pain** rubrics (alphabetical)

*The sub rubric **accompanied by** is located alphabetically, at the beginning of the modalities section.*

With each modality e.g. 'walking agg.' all the possible descriptions of pain are mentioned as next sub rubrics.

extending to

Locations (parts of the body, alphabetically, the First letter is uppercase)

MAIN RUBRIC 2

MAIN RUBRIC 3

MAIN RUBRIC 4

EXTENDING to

LOCATIONS (PARTS OF THE BODY) (alphabetically)

(In the original Kent repertory it is often anatomical)

The order of rubrics in Synthesis: S-T-MD-E-L

The below schema shows the structure of the repertory: **S - T - MD - E - L**

This order is being used throughout the repertory. If there are no symptoms in a certain section available, then it is just skipped.

S The sides of the body

T The times

M+D All the modalities, where the descriptions of pain (aching, boring, stitching,...) are always mentioned at the last level.

E All the extending to symptoms

L The last of these 5 sections are the specific anatomical locations. These locations are in alphabetical order (contrary to Kent repertory where they sometimes are in anatomical order, sometimes alphabetical)

In **Synthesis 9.1** and **The Essential Synthesis** the order is:

- Extremities
 - o S
 - o T
 - o **M+d** (first the modalities, the description of pain is moved to the last part of the 'symptom sentence')
 - o E
 - o L
 - Ankle
 - Fingers
 - Foot
 - Forearm
 - Hand
 - Joints
 - Knee
 - Leg
 - Lower Limbs
 - Shoulder
 - Thigh
 - Toes
 - Upper Arm
 - Upper Limbs
 - Wrist

Again the order of rubrics in Synthesis

- **EXTREMITIES** (all main-level rubrics are written in all **uppercase** letters)
 - o **S**
 - o **T**
 - o **m+d** (first the modalities, the description of pain is included, but always placed as the last part of the 'symptom sentence')
 - o **e** (extending to, ... the **Locations** itself starting with an **uppercase** letter)
 - o **L** (All locations start with an **UPPERCASE** letter)
 - Ankle
 - Fingers
 - Foot
 - Forearm
 - Hand
 - Joints
 - Knee
 - Leg
 - Lower Limbs
 - Shoulder
 - Thigh
 - Toes
 - Upper Arm
 - Upper Limbs
 - Wrist

Descriptions of pain (aching, boring, stitching,...)

One of the important differences between Synthesis and the old repertory of Kent is that the separate section of the "type of pain rubrics" (the descriptions of pain, aching, boring,...) have been moved to the modalities section and are always placed at the last level.

The chapters in Synthesis

The below schema shows a kind of “**anatomical**” order of the chapters.

Five rows of chapters ‘anatomical’ from above downwards Synthesis 9.1 + The Essential				
(* Not present in the Essential Synthesis)				
Mind	Throat	Bladder	Larynx	Back
Vertigo	External Throat	Kidneys	Respiration	Extremities
Head	*Neck	Prostrate	Cough	
Eye		Urethra	Expectoration	Sleep
Vision	Stomach	Urine	Chest	Dreams
Ear	Abdomen	*Urinary Organs		Chill
Hearing	Rectum			Fever
Nose	Stool	Male genitalia/sex		Perspiration
Face		Female genitalia/sex		Skin
Mouth		*Male and Female		Generals
Teeth				

The Times

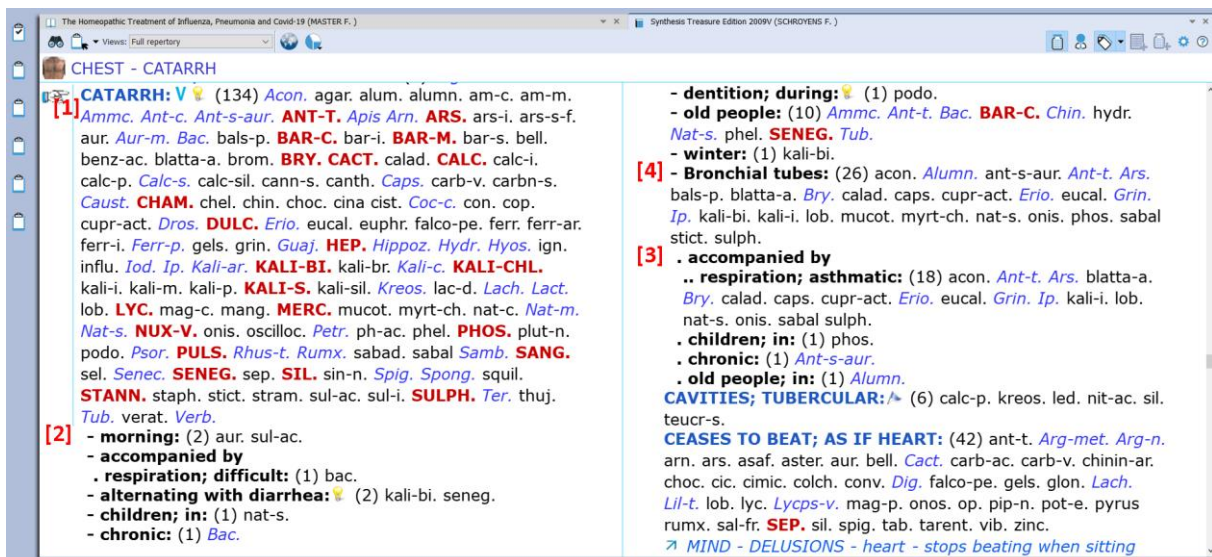
The **Times** section in Synthesis compared to Kent repertory are given in the schema below.

Note that “Before midnight” is a sublevel of midnight and is from 22.00 to 00.00.

<i>Time period</i>	<i>Synthesis</i>	<i>Kent (not consistent)</i>
Daytime	6 h - 18 h	5 h / 6 h - 18 h
Morning	6 h - 9 h	5 h / 6 h - 10 h
Forenoon	9 h - 12 h	9 h - 12 h
Noon	12 h - 13 h	12 h - 13 h
Afternoon	13 - 18 h	12 h - 18 h
Evening	18 - 22 h	18 h - 21 h
Night	22 - 6 h	21 h - 5 h / 6 h
- Midnight	0 h	0 h
- Before midnight	22.00 - 0 h	Before 0 h
- After midnight	0 h - 6 h	After 0 h

An example of the symptom format in Synthesis

- In the chapter CHEST, the **main rubric** CATARRH is written in all uppercase [1].
- There are no **sides**, it starts with **times** (morning) [2].
- Then **accompanied by** is mentioned alphabetically in the section of modalities, this means it is often one of the first mentioned rubrics [3].
- **Bronchial tubes** is the first anatomical rubric in this example and starts with an uppercase letter [4].



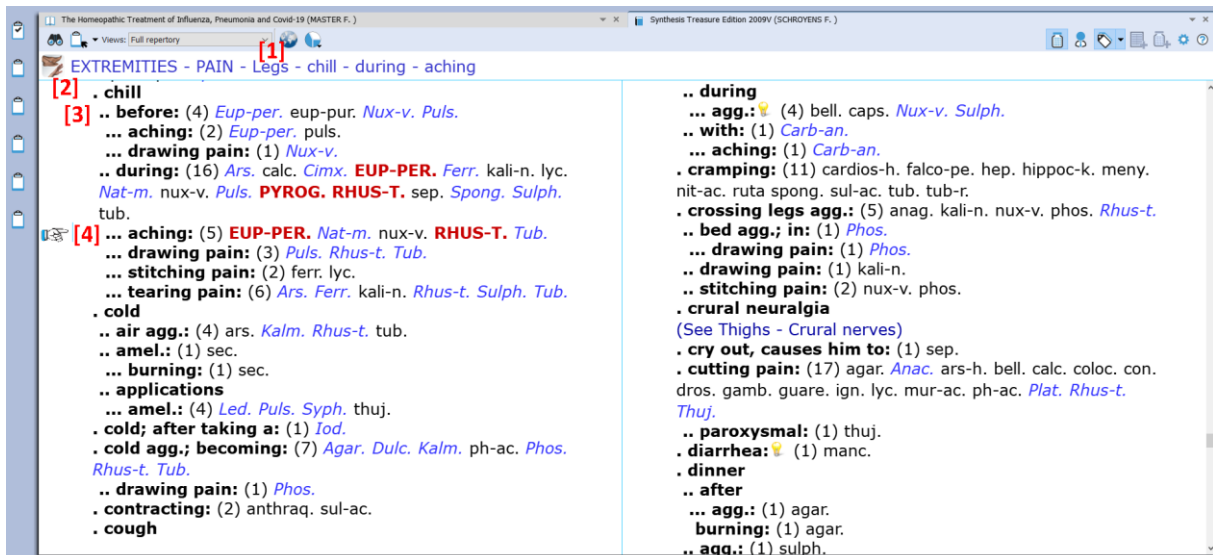
An example for Synthesis, explaining the “descriptions of pain” order

EXTREMITIES – PAIN – Legs – chill – during – **aching**.

The **modality** chill comes first; **aching** is at the last level.

In the chapter **EXTREMITIES**, look up the main rubric ‘**PAIN**’, then in the **Locations** [1] section look up ‘**Legs**’, then look for the modality ‘**chill**’ [2] then ‘**during**’ [3], only then comes the type of pain “**aching**” [4] as last level.

So it does not matter exactly what type of pain you are looking for, your first look for the modality, and only then are mentioned the types (descriptions) of pain.



To show the difference between Synthesis and Kent repertory, the same symptom how it was listed in Kent

The disadvantage of Kent repertory is that you need to search in two locations to check if the symptom you are looking for is present or not.

First, you need to look in the modality section.

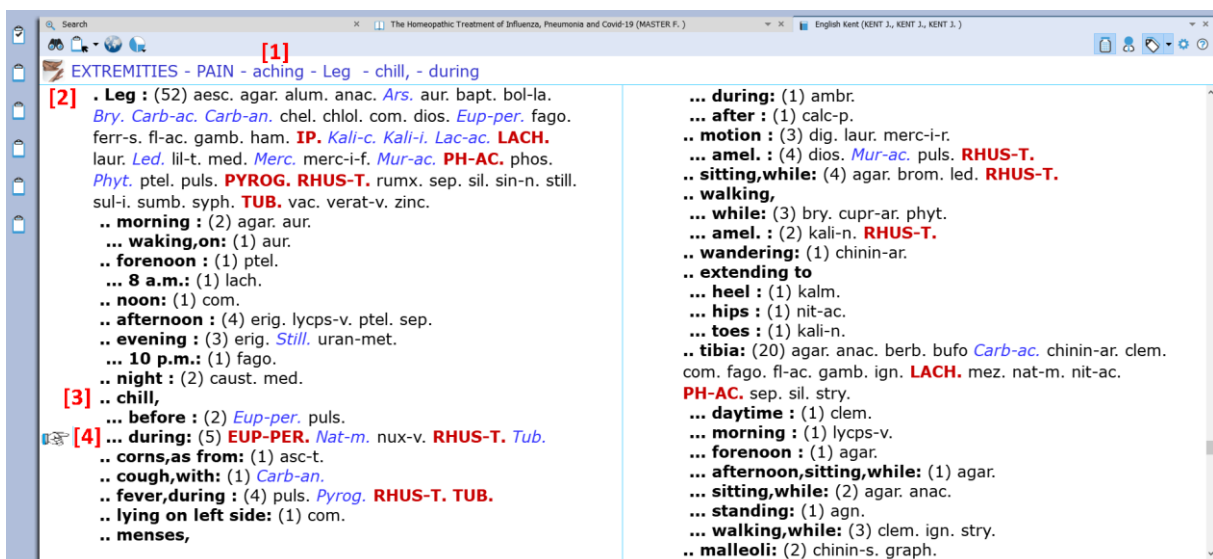
Then you need to look for the separate section of the descriptions of pain, then search for the modality you are searching for is mentioned there or not.

EXTREMITIES – PAIN – Lower Limbs –

You look in the above section and search for the modality, but you cannot find it there.

Then you need to go to the separate section of the 'descriptions of pain',... you need to search again, and there you can find it: '**aching**' [1] and then '**Leg**' [2], then '**chill**' [3], **during**' [4].

Not only do you need to search in two locations, but if you are not sure about the exact type of pain, you will need to look through all the types of pain (aching, biting, boring, burning, cutting, etc.) to check if the modality 'during chill' is present.

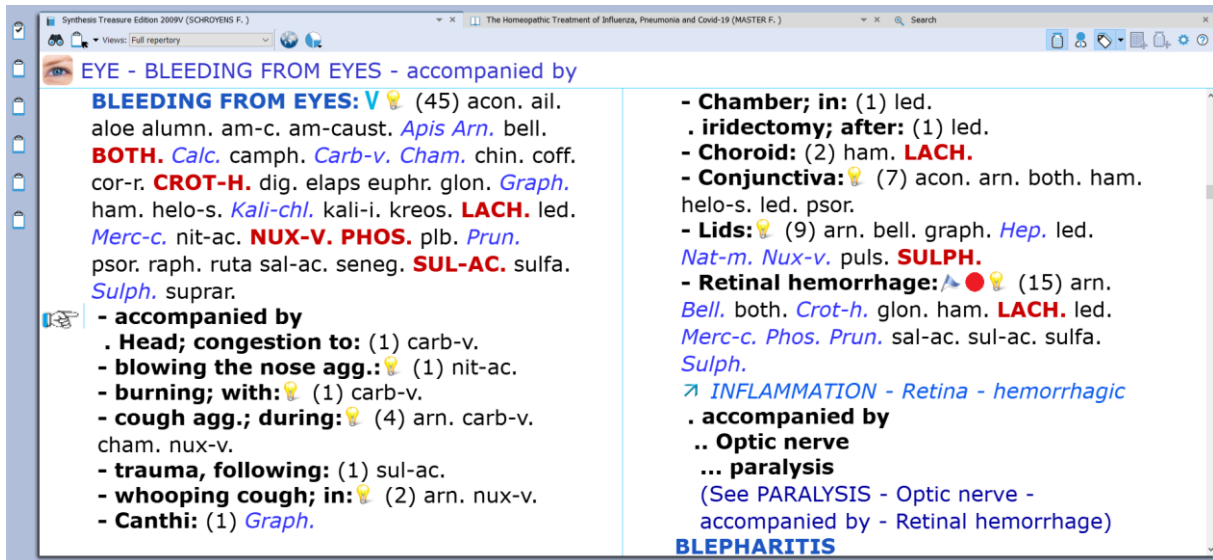


Accompanied by (concomitants)

A concomitant symptom means that two symptoms (often seemingly unrelated) in different parts of the body, occur at the same time.

These rubrics '**accompanied by**' are located alphabetically at the start of the section of the modalities.

EYE – BLEEDING FROM EYES – accompanied by – **Head**; congestion to



EYE - BLEEDING FROM EYES - accompanied by

BLEEDING FROM EYES: V (45) acon. ail. aloë alumn. am-c. am-caust. *Apis Arn.* bell. **BOTH.** *Calc.* camph. *Carb-v.* *Cham.* chin. coff. cor-r. **CROT-H.** dig. elaps euphr. glon. *Graph.* ham. helo-s. *Kali-chl.* kali-i. kreos. **LACH.** led. *Merc-c.* nit-ac. **NUX-V. PHOS.** plb. *Prun.* psor. raph. ruta sal-ac. seneg. **SUL-AC.** sulfa. *Sulph.* suprar.

accompanied by

- . **Head; congestion to:** (1) carb-v.
- **blowing the nose agg.:** (1) nit-ac.
- **burning; with:** (1) carb-v.
- **cough agg.; during:** (4) arn. carb-v. cham. nux-v.
- **trauma, following:** (1) sul-ac.
- **whooping cough; in:** (2) arn. nux-v.
- **Canthi:** (1) *Graph.*

- **Chamber; in:** (1) led.
. **iridectomy; after:** (1) led.
- **Choroid:** (2) ham. **LACH.**
- **Conjunctiva:** (7) acon. arn. both. ham. helo-s. led. psor.
- **Lids:** (9) arn. bell. graph. *Hep.* led. *Nat-m.* *Nux-v.* puls. **SULPH.**
- **Retinal hemorrhage:** (15) arn. *Bell.* both. *Crot-h.* glon. ham. **LACH.** led. *Merc-c.* *Phos.* *Prun.* sal-ac. sul-ac. sulfa. *Sulph.*
➤ **INFLAMMATION - Retina - hemorrhagic**
. **accompanied by**
.. **Optic nerve**
... **paralysis**
(See **PARALYSIS - Optic nerve - accompanied by - Retinal hemorrhage**)
BLEPHARITIS

Usually concomitants have a quite high value in the hierarchy of symptoms. When you see a true, clear concomitant in a case, and you are able to find the rubric for it in the repertory, this will often bring you close to the correct remedy.

A concomitant is one of the group of symptoms from Von Boenninghausen, which is part of the '**complete symptom**'.

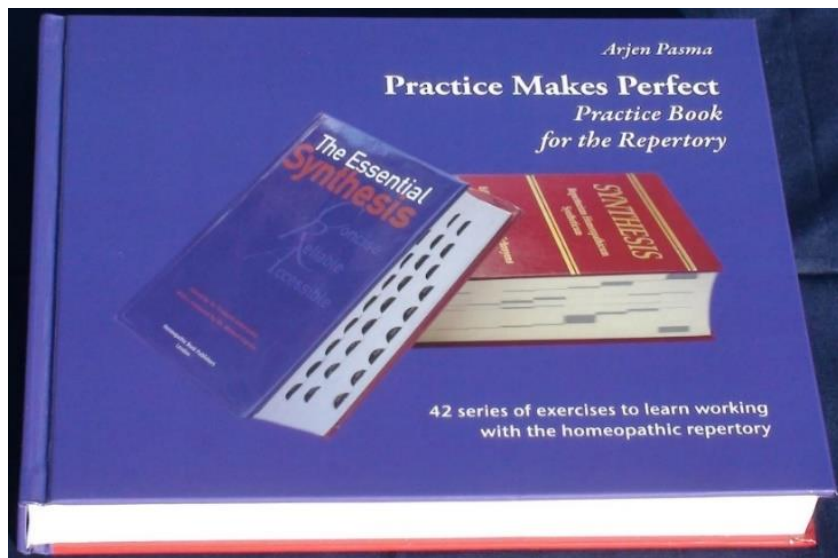

More resources to study the repertory Synthesis

If you would like to study the repertory Synthesis in-depth, we recommend the book by Arjen Pasma, and the Foreword of the book Synthesis 9.1, and Textbook of repertory language of Synthesis

This is an excellent **book** to become familiar with the repertory Synthesis: “Practice Makes Perfect” by Arjen Pasma.

Practice makes perfect, by Arjen Pasma

Arjen teaching the repertory:



Available via your local homeopathic bookstore

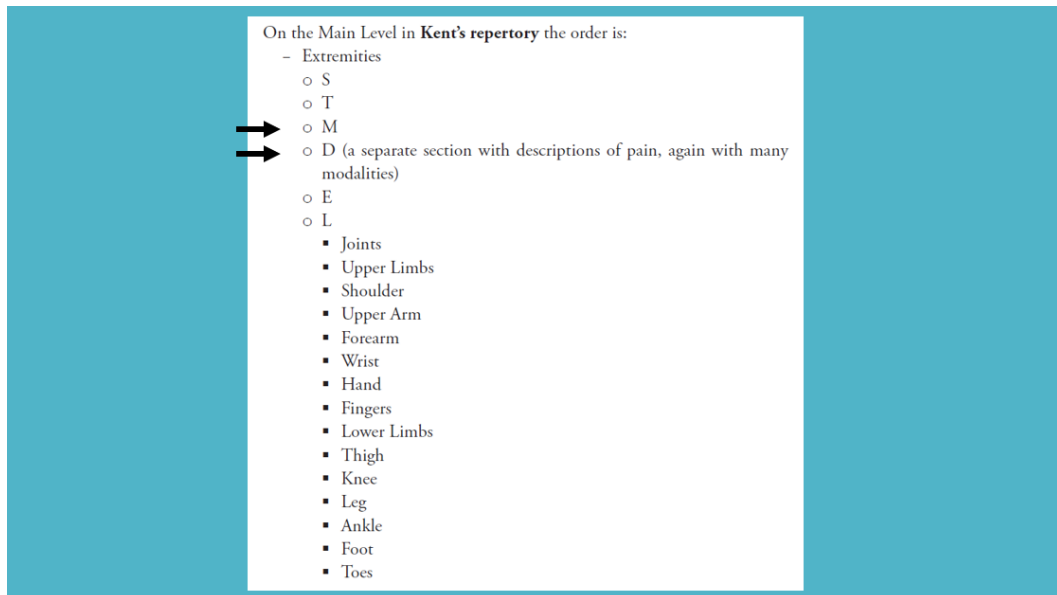
ISBN: 978-90-74456-18-0

Published by: Lutra Services
A. v. Engelandstraat 17, 5616AZ Eindhoven, The Netherlands

Only or those who use the original Kent repertory:...

The order in the original Kent repertory

In the repertory of Kent there is a general modalities section, and there is also a separate section where the descriptions of pain are located (with again modalities at a sublevel). If you are looking for an important modality, you need to search in at least two locations (and maybe you need to check in all type of pain symptoms). So in Kent there were 6 sections, and in Synthesis there are only 5 sections.



The order in Kent repertory

- EXTREMITIES
 - o **s**
 - o **t**
 - o **m**
 - o **d** (a separate section with descriptions of pain, again with many modalities)
 - o **e**
 - o **L**
 - Joints
 - Upper Limbs
 - Shoulder
 - Upper Arm
 - Forearm
 - Wrist
 - Hand
 - Fingers
 - Lower Limbs
 - Thigh
 - Knee
 - Leg
 - Ankle
 - Foot
 - Toes